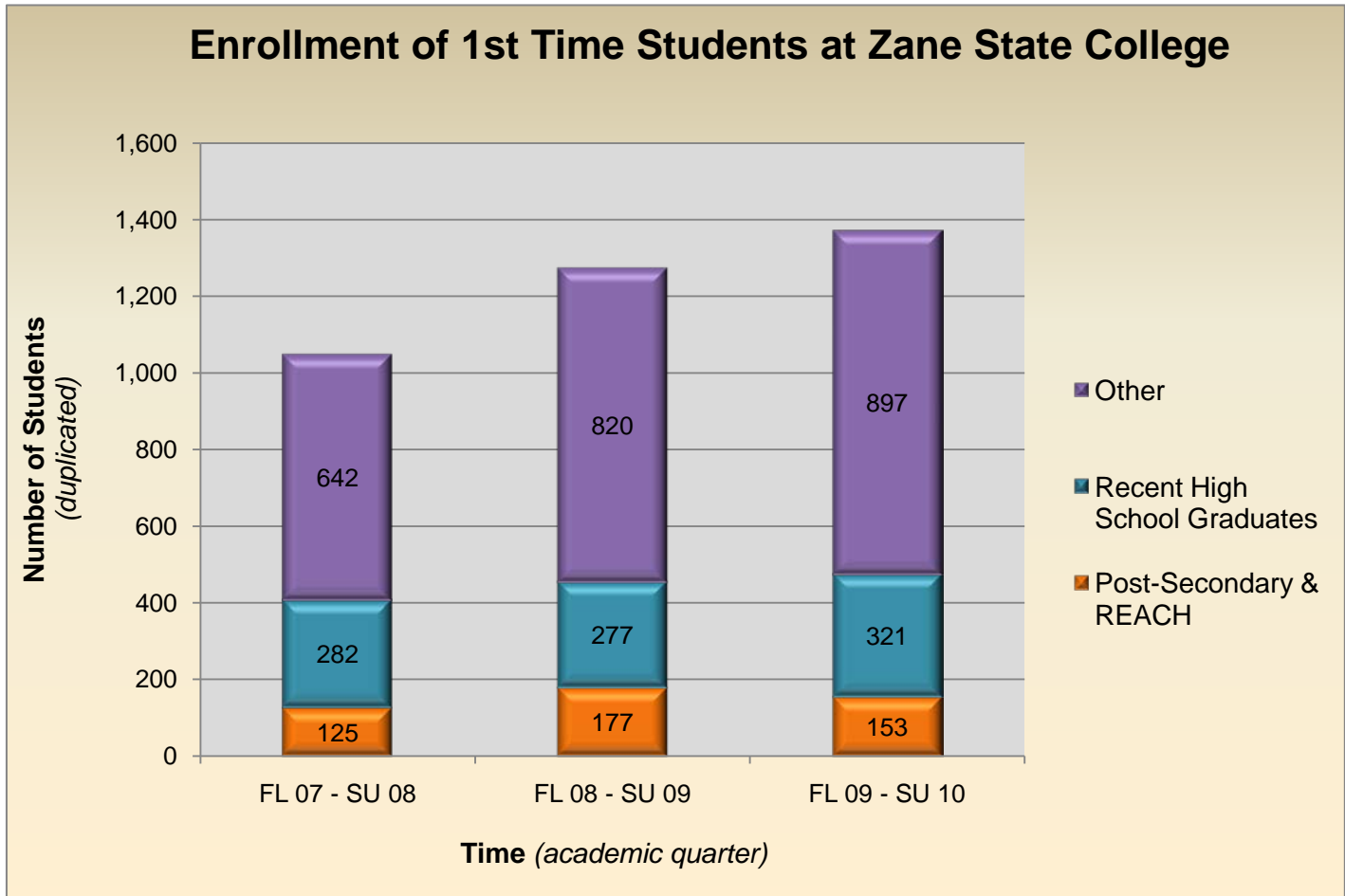
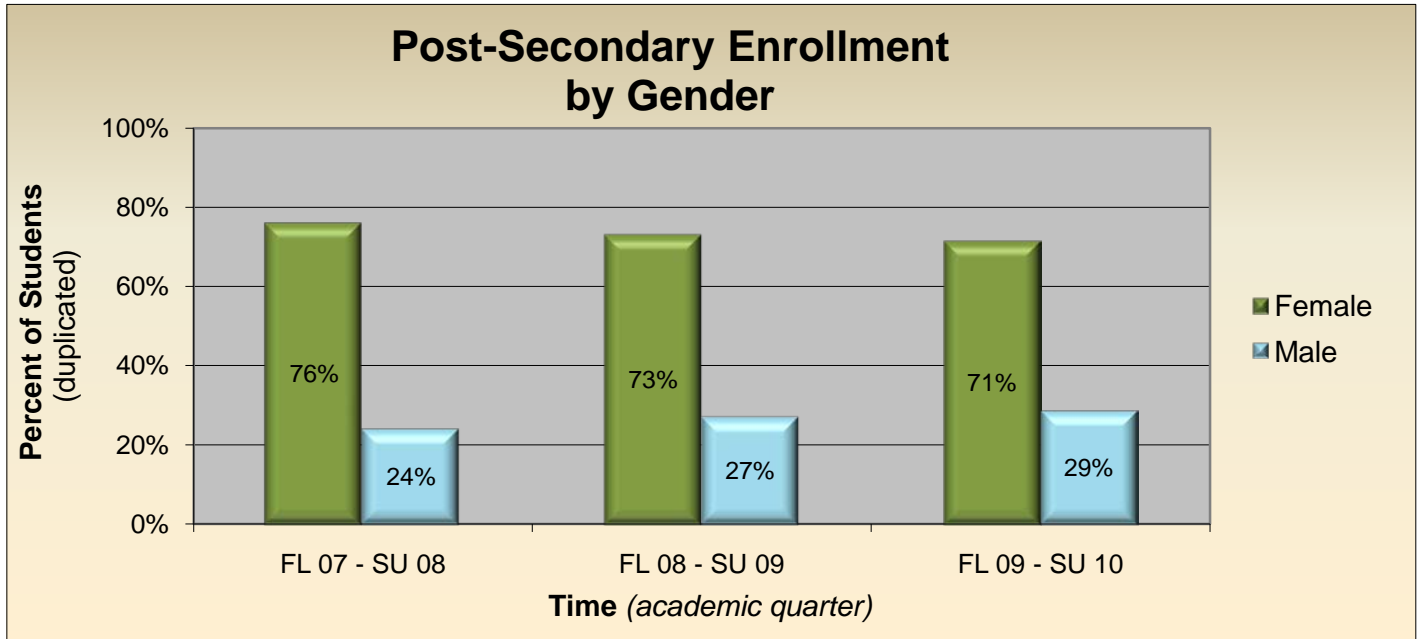


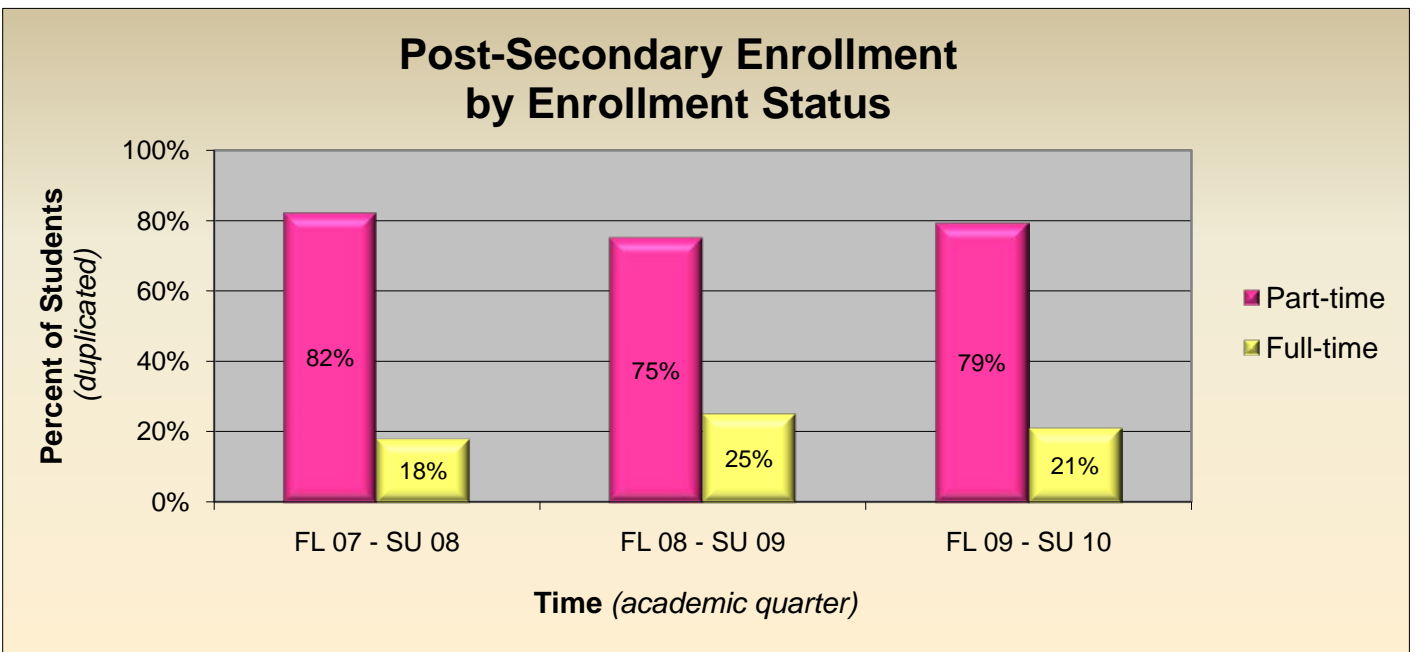
Information is taken from end of quarter reports



	FL 07-SU 08 (N=1049)	FL 08-SU 09 (N=1274)	FL 09-SU 10 (N=1371)
Post-Secondary & REACH	125 12%	177 14%	153 11%
Recent High School Graduates	282 27%	277 22%	321 23%
Other	642 61%	820 64%	897 65%



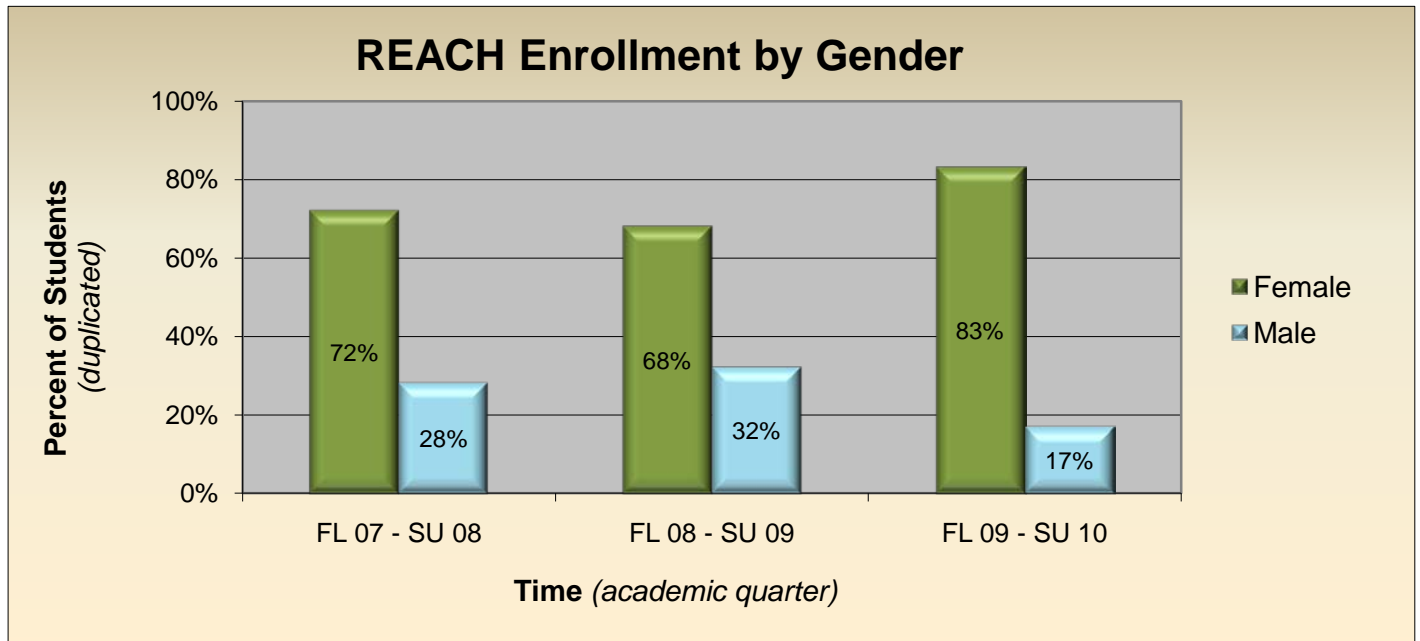
		FL 07-SU 08 (N=71)	FL 08-SU 09 (N=88)	FL 09-SU 10 (N=91)
Gender	Female	54	64	65
	Male	17	24	26
		76%	73%	71%
		24%	27%	29%



		FL 07-SU 08 (N=1049)	FL 08-SU 09 (N=1274)	FL 09-SU 10 (N=91)
Enrollment Status	Part-time	58	66	72
	Full-time	13	22	19
		82%	75%	79%
		18%	25%	21%

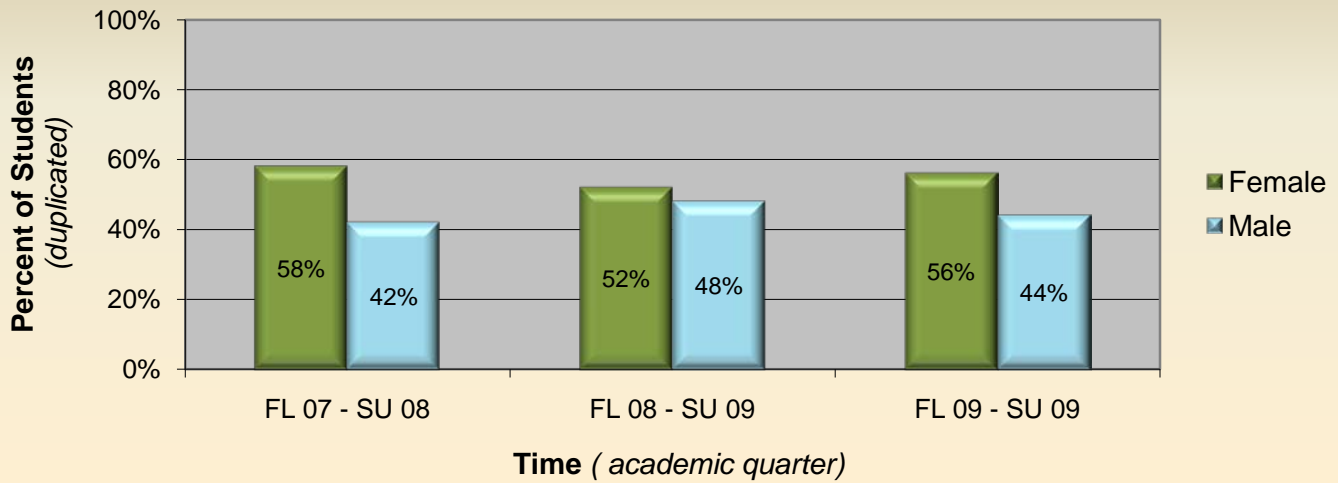
Post-Secondary Enrollment by High School

		FL 07-SU 08 (N=71)		FL 08-SU 09 (N=88)		FL 09-SU 10 (N=91)	
High School	Buckeye Trail High School	3	4%	9	10%	5	5%
	Caldwell High School	0	0%	0	0%	2	2%
	Cambridge High School	6	8%	8	9%	5	5%
	Coshocton High School	0	0%	1	1%	2	2%
	Crooksville High School	1	1%	4	5%	5	5%
	Foxfire Alternative High School	0	0%	2	2%	2	2%
	John Glenn High School	3	4%	1	2%	1	1%
	Maysville High School	8	11%	7	1%	13	14%
	Meadowbrook High School	0	0%	2	8%	5	5%
	Morgan High School	1	1%	2	2%	1	1%
	Philo High School	9	13%	5	2%	3	3%
	Ridgewood High School	4	6%	1	1%	1	1%
	River View High School	1	1%	4	5%	2	2%
	Shenandoah High School	2	3%	1	1%	1	1%
	Sheridan High School	2	3%	1	1%	6	7%
	Tri-Valley High School	16	23%	17	19%	21	23%
	West Muskingum High School	6	8%	7	8%	5	5%
	Zanesville High School	1	1%	8	9%	5	5%
	Other High Schools	2	3%	5	6%	1	1%
	Unknown	6	8%	3	3%	5	5%



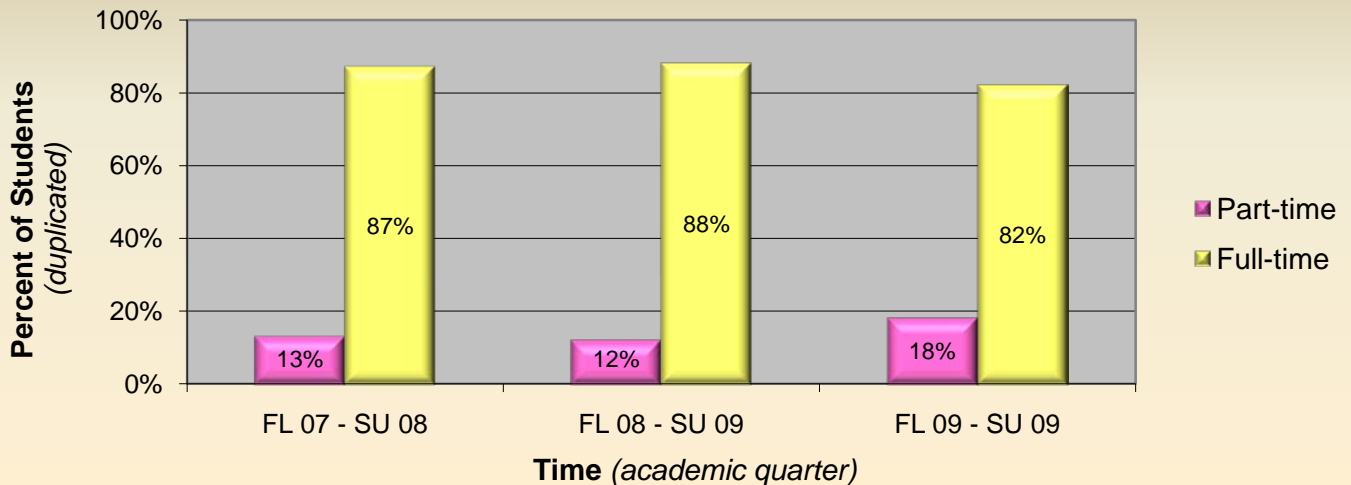
		FL 07-SU 08 (N=61)	FL 08-SU 09 (N=93)	FL 09-SU 10 (N=71)
Gender	Female	44	63	59
	Male	17	30	12
High School / Career Center	Buckeye Trail High School	1	2	3
	Caldwell High School	0	1	1
	Cambridge High School	2	4	4
	Coshocton High School	2	0	0
	Crooksville High School	0	1	3
	Guernsey Noble Career Center	0	0	0
	John Glenn High School	3	0	1
	Maysville High School	2	10	4
	Meadowbrook High School	1	4	3
	Morgan High School	0	3	4
	Muskingum Perry Career Center	7	8	1
	Philo High School	4	4	4
	Ridgewood High School	1	1	2
	River View High School	0	1	1
	Shenandoah High School	0	3	2
	Sheridan High School	1	2	1
	Tri-Valley High School	5	13	5
	West Muskingum High School	1	5	3
	Zanesville High School	2	8	6
	Other High Schools	10	10	4
Unknown	19	13	19	

Recent High School Graduates Enrollment by Gender



		FL 07-SU 08 (N=282)	FL 08-SU 09 (N=277)	FL 09-SU 10 (N=321)
Gender	Female	164	143	181
	Male	118	134	140
		58%	52%	56%
		42%	48%	44%

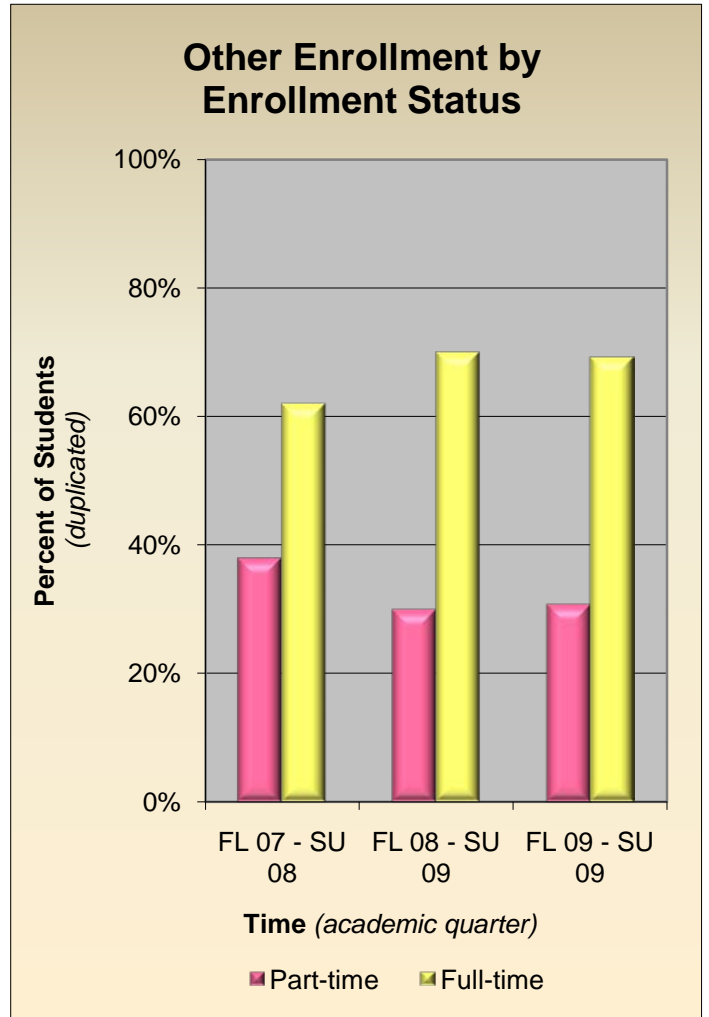
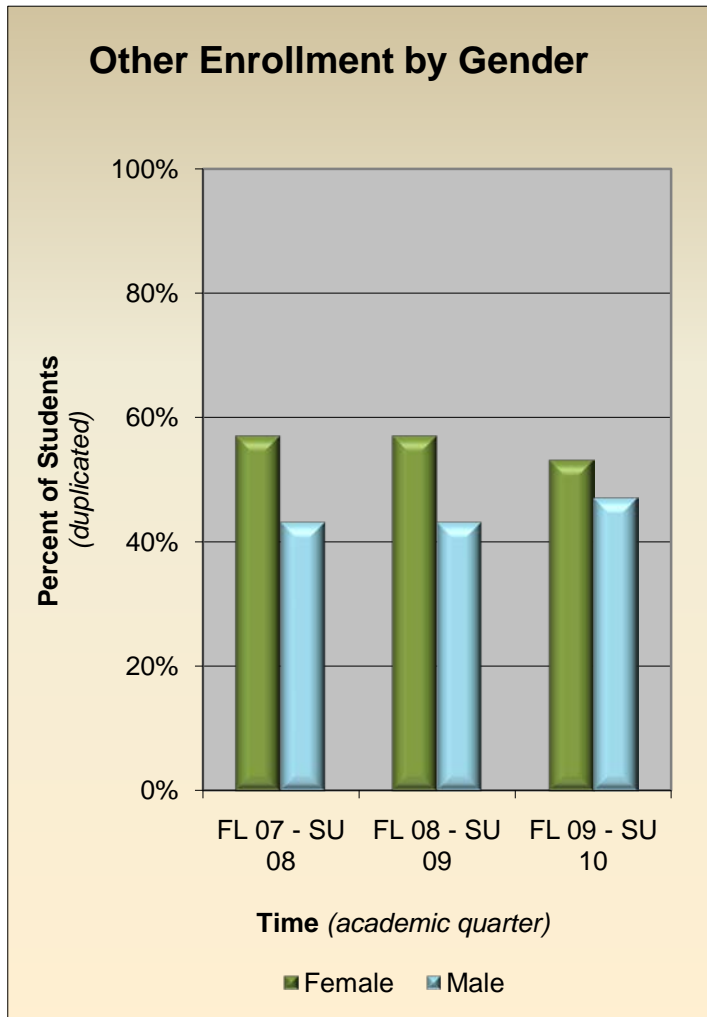
Recent High School Graduates Enrollment by Enrollment Status



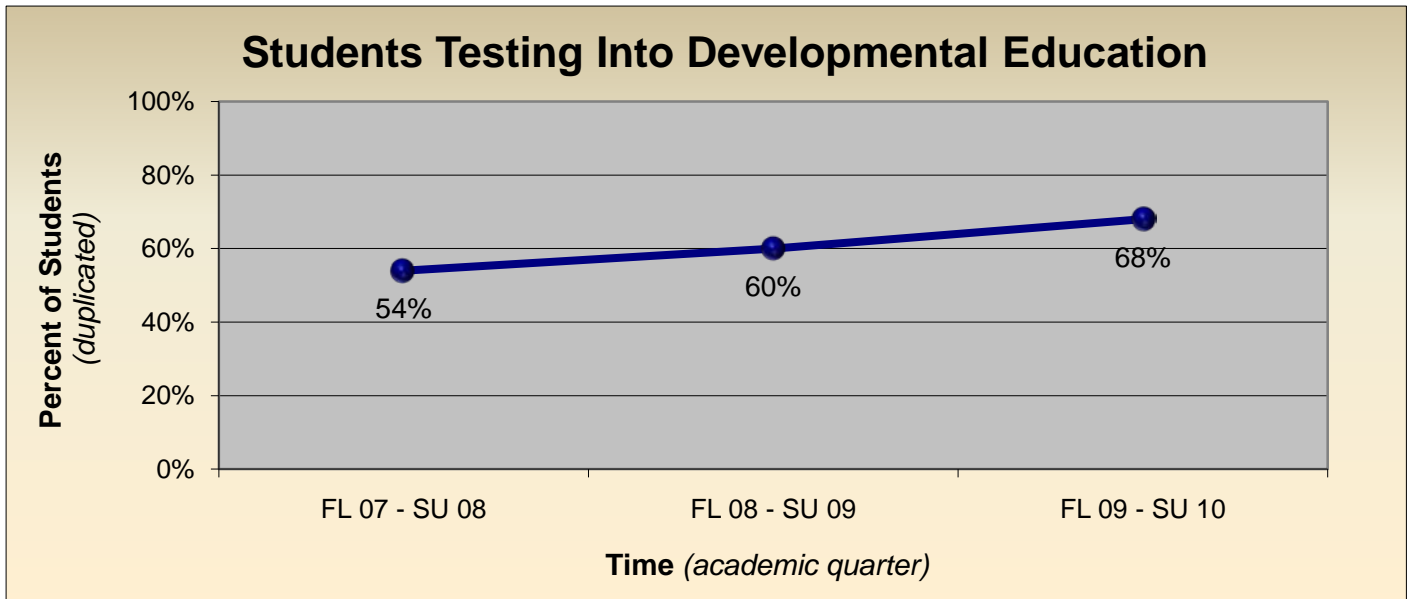
		FL 07-SU 08 (N=282)	FL 08-SU 09 (N=277)	FL 09-SU 10 (N=321)
Enrollment Status	Part-time	36	32	59
	Full-time	246	244	262
		13%	12%	18%
		87%	88%	82%

Recent High School Graduates Enrollment by Former High School / Career Center

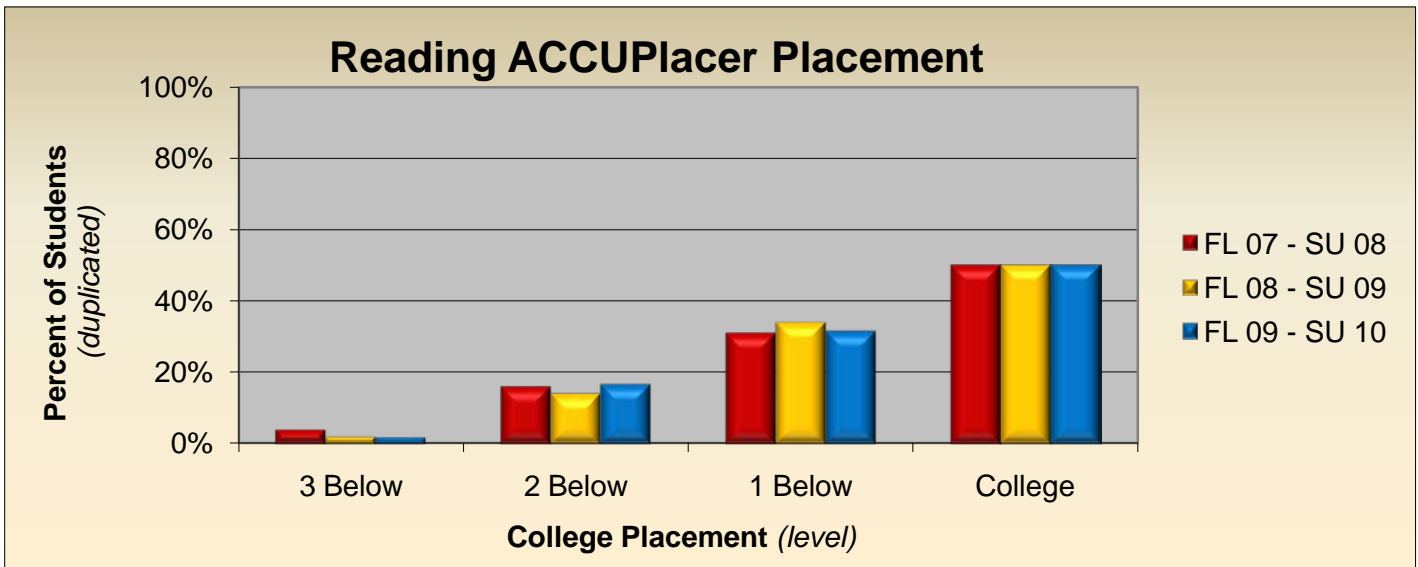
		FL 07-SU 08 (N=282)		FL 08-SU 09 (N=277)		FL 09-SU 10 (N=321)	
High School / Career Center	Bishop Rosecrans High School	4	1%	3	1%	2	1%
	<i>Buckeye Career Center</i>	1	0%	1	0%	0	0%
	Buckeye Trail High School	4	1%	9	3%	8	2%
	Caldwell High School	3	1%	5	2%	2	1%
	Cambridge High School	15	5%	19	7%	10	3%
	Coshocton High School	0	0%	5	2%	4	1%
	<i>Coshocton County Career Center</i>	3	1%	2	1%	1	0%
	Crooksville High School	7	2%	2	1%	8	2%
	Foxfire Alternative High School	2	1%	6	2%	12	4%
	<i>Guernsey Noble Career Center</i>	2	1%	0	0%	1	0%
	John Glenn High School	17	6%	18	6%	18	6%
	<i>Licking County Joint Vocational School</i>	0	0%	0	0%	0	0%
	Maysville High School	14	5%	19	7%	19	6%
	Meadowbrook High School	21	7%	9	3%	16	5%
	Morgan High School	6	2%	10	4%	12	4%
	<i>Muskingum Perry Career Center</i>	15	5%	3	1%	2	1%
	New Lexington High School	2	1%	2	1%	2	1%
	Philo High School	15	5%	17	6%	20	6%
	Ridgewood High School	1	0%	1	0%	4	1%
	River View High School	1	0%	6	2%	10	3%
	Shenandoah High School	15	5%	10	4%	12	4%
	Sheridan High School	2	1%	6	2%	5	2%
	Tri-Valley High School	26	9%	23	8%	27	8%
	West Muskingum High School	13	5%	18	6%	14	4%
	Zanesville High School	23	8%	14	5%	21	7%
	Other High Schools	19	7%	22	8%	28	9%
	GED	51	18%	47	17%	63	20%



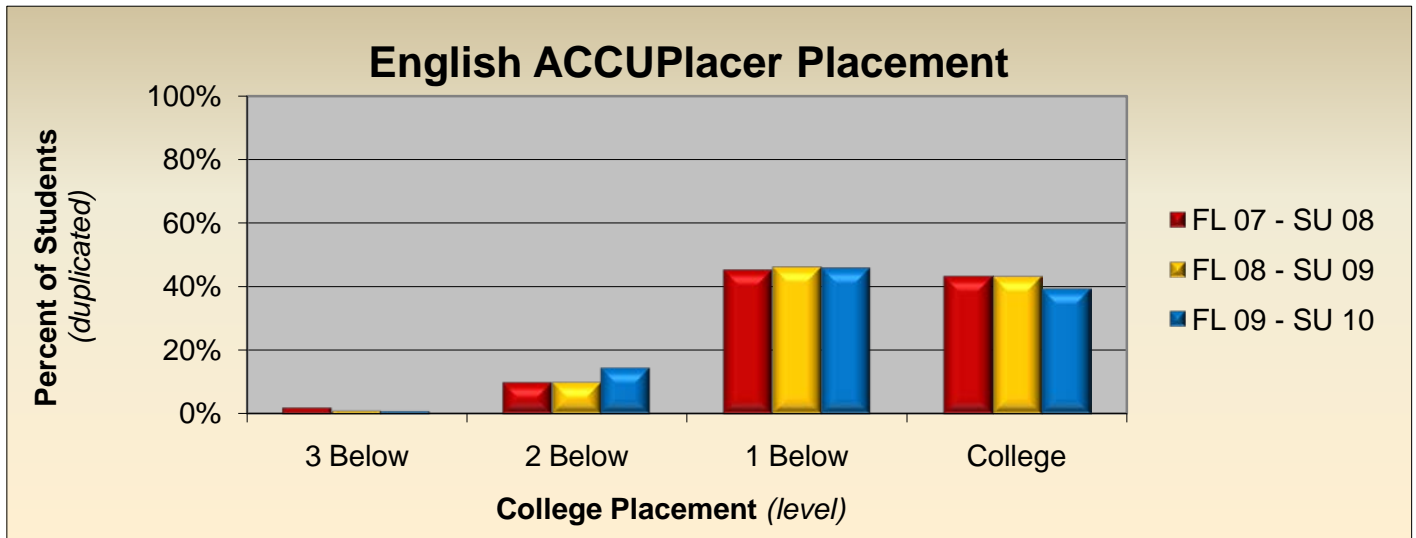
		FL 07-SU 08 (N=642)	FL 08-SU 09 (N=820)	FL 09-SU 10 (N=897)			
Gender	Female	369	57%	464	57%	476	53%
	Male	273	43%	356	43%	421	47%
Enrollment Status	Part-time	241	38%	242	30%	276	31%
	Full-time	401	62%	578	70%	621	69%
County of Residence	Coshocton	24	4%	32	4%	47	5%
	Guernsey	135	21%	190	23%	179	20%
	Licking	35	5%	34	4%	46	5%
	Morgan	18	3%	27	3%	21	2%
	Muskingum	326	51%	433	53%	478	53%
	Noble	15	2%	19	2%	18	2%
	Perry	34	5%	35	4%	61	7%
	Other Counties	42	7%	11	1%	47	5%
	Unknown	13	2%	39	5%	0	0%



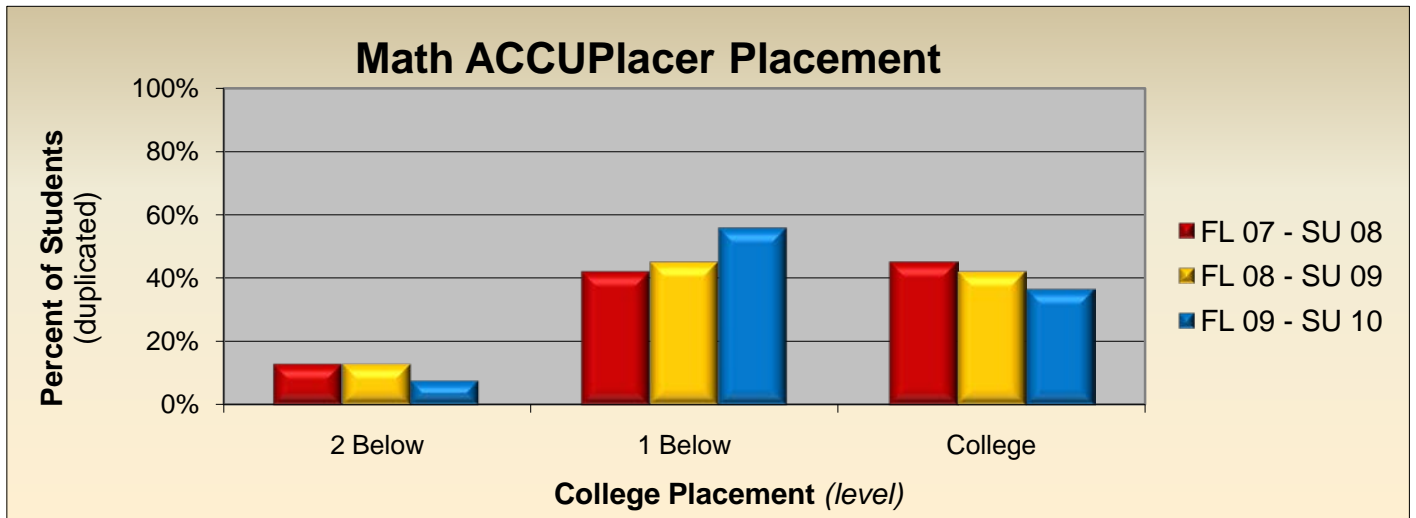
	FL 07-SU 08 (N=1049)		FL 08-SU 09 (N=1274)		FL 09-SU 10 (N=1371)	
Students testing into at least one Development Class	564	54%	767	60%	938	68%



		FL 07-SU 08 (N=1049)		FL 08-SU 09 (N=1274)		FL 09-SU 10 (N=1371)	
Total 1st time students who took the test		747	71%	990	78%	1067	78%
Levels Below College Level	3 Levels Below College Level	32	4%	19	2%	20	2%
	2 Levels Below College Level	117	16%	141	14%	177	17%
	1 Level Below College Level	228	31%	338	34%	337	32%
College Level		370	50%	492	50%	533	50%



		FL 07-SU 08 (N=1049)		FL 08-SU 09 (N=1274)		FL 09-SU 10 (N=1371)	
Total 1st time students who took the test		746	71%	988	78%	1063	78%
Levels Below College Level	3 Levels Below College Level	12	2%	9	1%	9	1%
	2 Levels Below College Level	76	10%	99	10%	154	14%
	1 Level Below College Level	338	45%	455	46%	485	46%
College Level		320	43%	425	43%	415	39%



		FL 07-SU 08 (N=1049)		FL 08-SU 09 (N=1274)		FL 09-SU 10 (N=1371)	
Total 1st time students who took the test		784	75%	1000	78%	1097	80%
Levels Below College Level	2 Levels Below College Level	105	13%	131	13%	84	8%
	1 Levels Below College Level	327	42%	446	45%	612	56%
College Level		352	45%	423	42%	401	37%