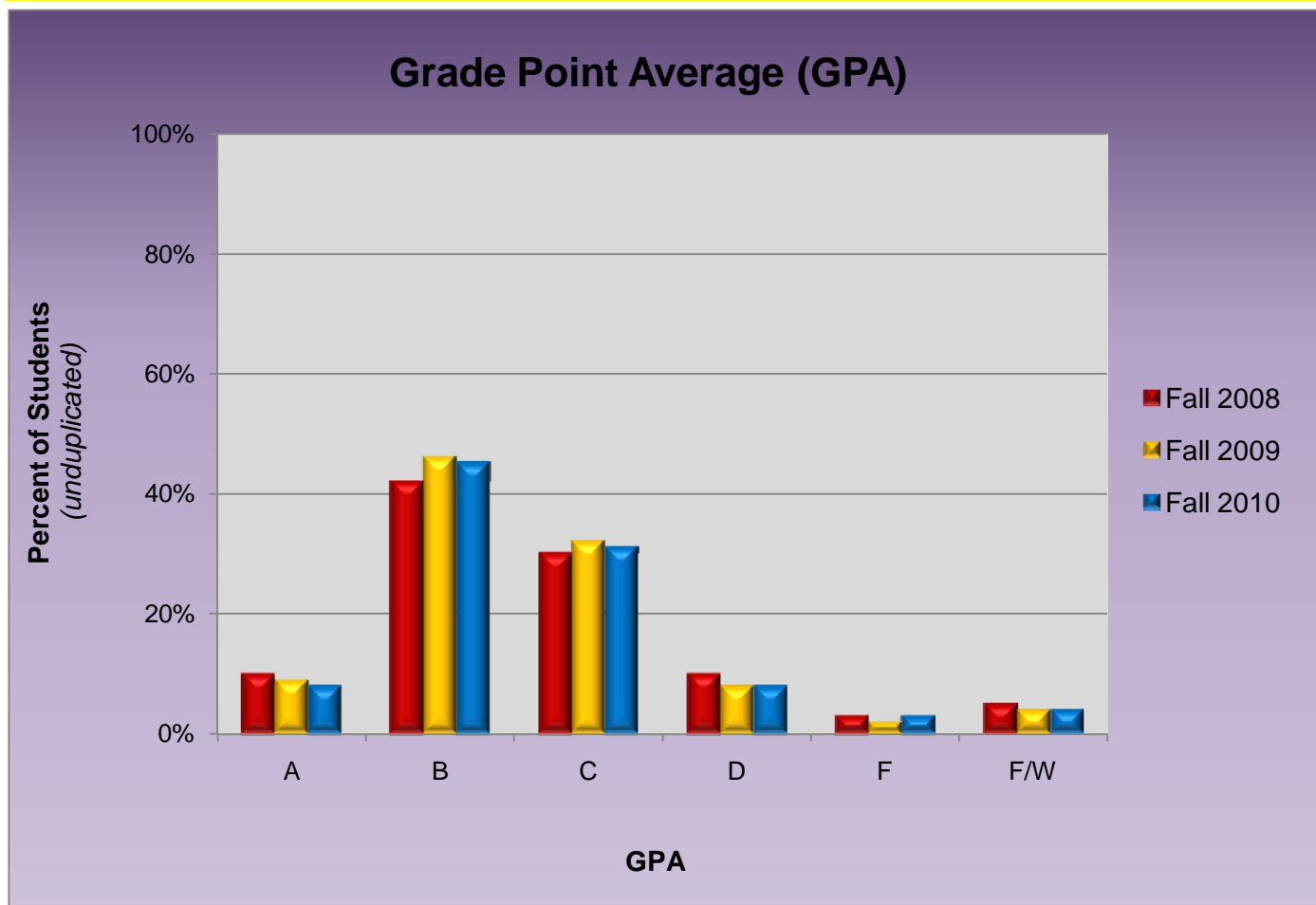
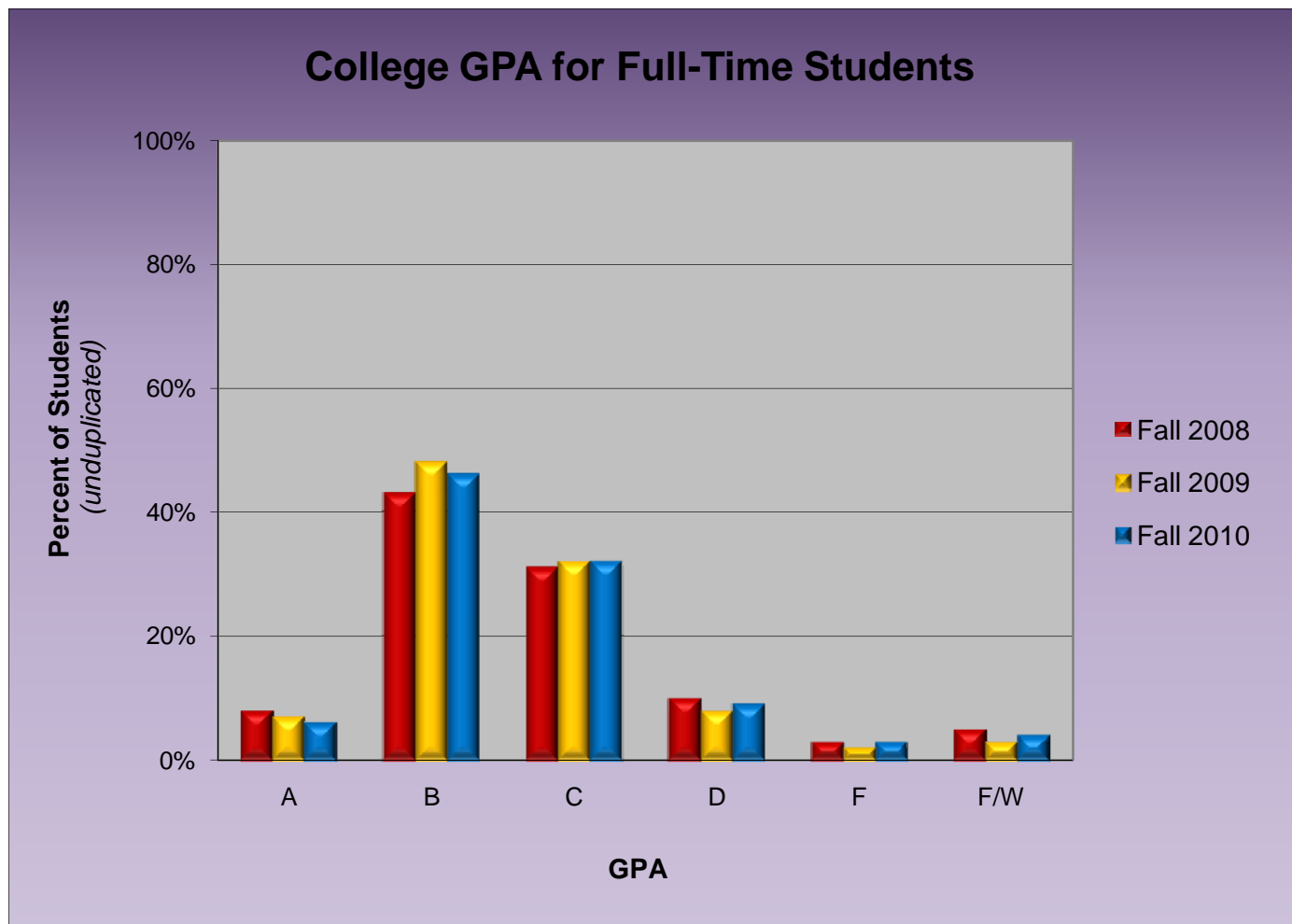


Information is taken from end of quarter reports

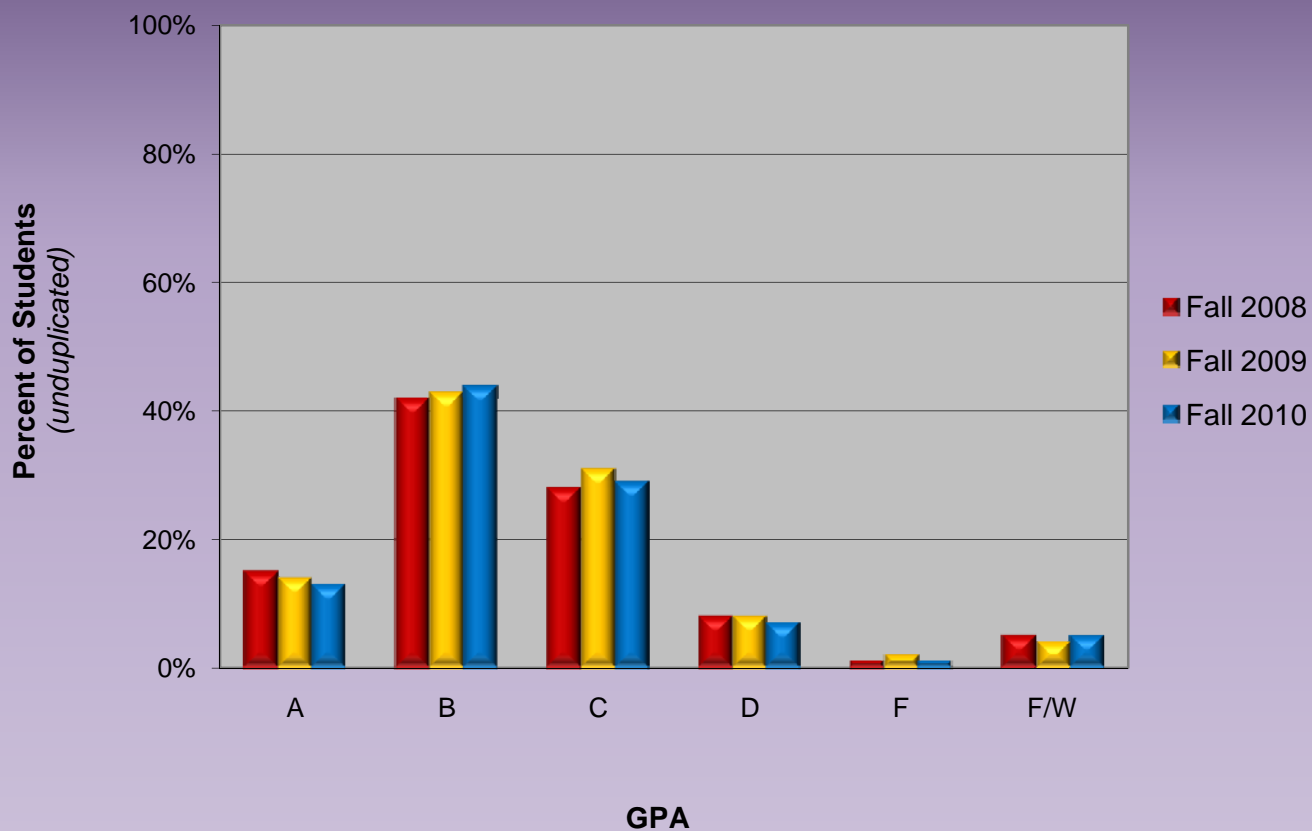


		Fall 2008 (N=2235)		Fall 2009 (N=2491)		Fall 2010 (N=2718)	
A	4.00	231	10%	232	9%	227	8%
B	3.99 - 3.00	947	42%	1149	46%	1230	45%
C	2.99 - 2.00	676	30%	785	32%	854	31%
D	1.99 - 1.00	213	10%	189	8%	226	8%
F	0.99 - 0.01	59	3%	48	2%	68	3%
F/W	0.00 (failed or withdrew all courses)	109	5%	88	4%	113	4%

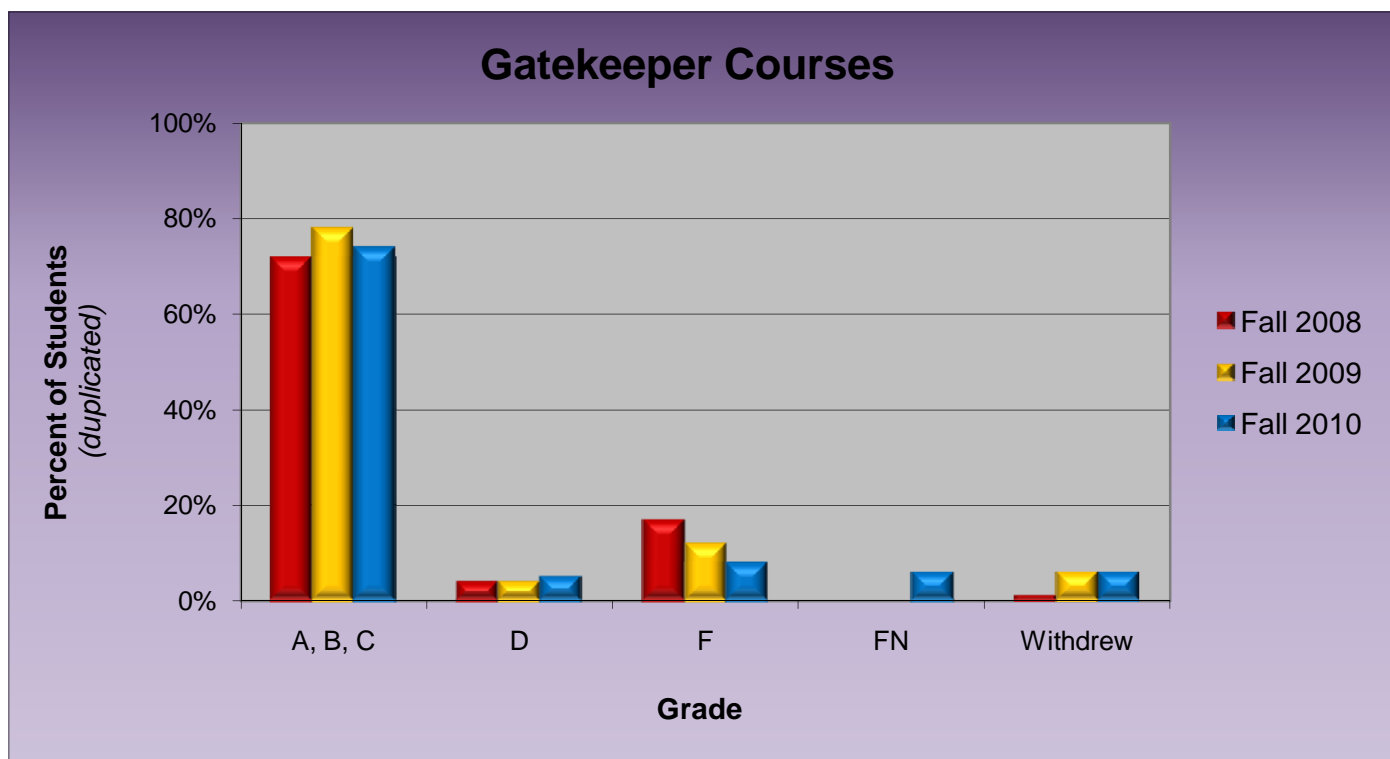


		Fall 2008 (N=1505)		Fall 2009 (N=1665)		Fall 2010 (N=1819)	
A	4.00	121	8%	119	7%	111	6%
B	3.99 - 3.00	641	43%	797	48%	831	46%
C	2.99 - 2.00	469	31%	531	32%	591	32%
D	1.99 - 1.00	153	10%	127	8%	160	9%
F	0.99 - 0.01	49	3%	35	2%	55	3%
F/W	0.00 (failed or withdrew all courses)	72	5%	56	3%	71	4%

College GPA for Part-Time Students



		Fall 2008 (N=730)		Fall 2009 (N=826)		Fall 2010 (N=899)	
A	4.00	110	15%	113	14%	116	13%
B	3.99 - 3.00	306	42%	352	43%	399	44%
C	2.99 - 2.00	207	28%	254	31%	263	29%
D	1.99 - 1.00	60	8%	62	8%	66	7%
F	0.99 - 0.01	10	1%	13	2%	13	1%
F/W	0.00 (failed or withdrew all courses)	37	5%	32	4%	42	5%



	Fall 2008 (N=2040)		Fall 2009 (N=2347)		Fall 2010 (N=2506)	
	Count	Percentage	Count	Percentage	Count	Percentage
A, B, C	1468	72%	1835	78%	1857	74%
D	90	4%	103	4%	131	5%
F	342	17%	278	12%	213	8%
FN	0	0%	0	0%	147	6%
Withdrew	140	7%	131	6%	158	6%

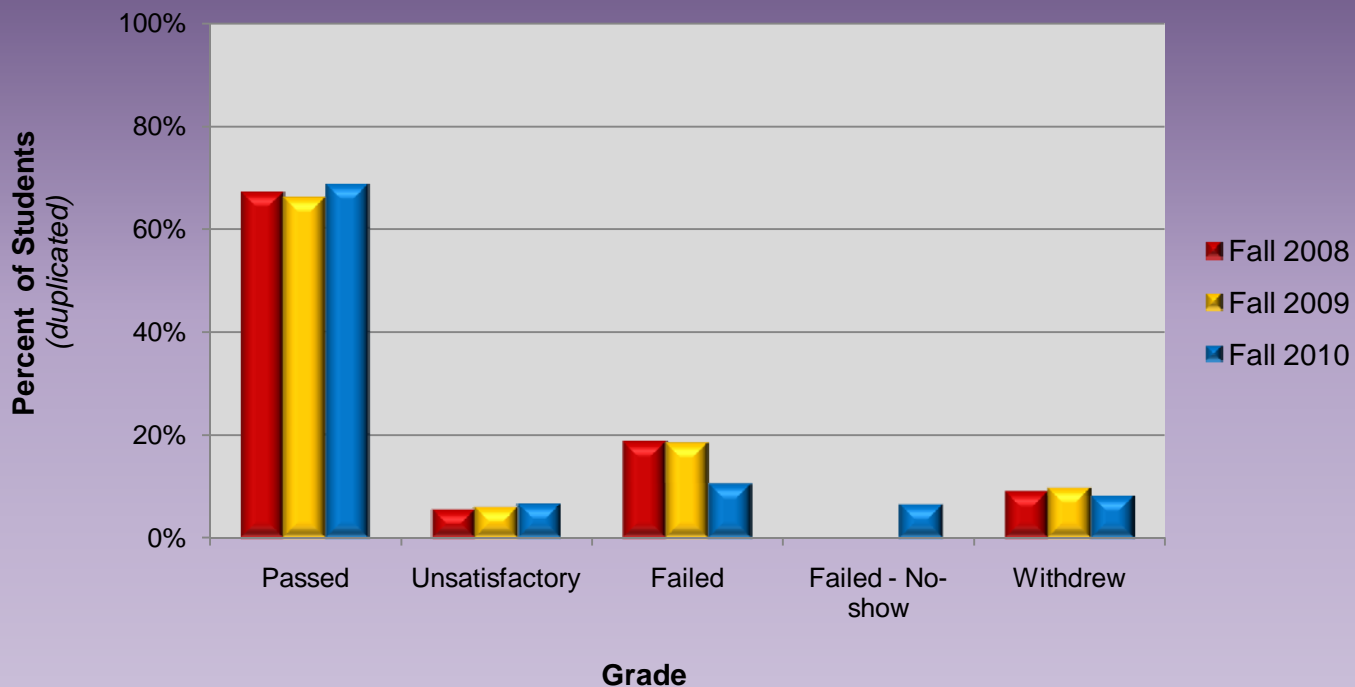
Gatekeeper courses are general education courses with high enrollment.

Gatekeeper Courses included in totals

BIO 101	Principles of Biology
COM 261	Public Speaking
CPT 105	Introduction to Microcomputer Software Applications
ENG 140	Intermediate Writing
ENG 150	Freshman Composition
ENG 180	Technical Writing
ENG 250	Advanced Writing
IDS 101	College Success Strategies
MTH 111	Mathematics for Business
MTH 113	Algebra
PSY 101	Introduction to Psychology
SOC 101	Introduction to Sociology

Distance Education - Alternative Learning (DEAL) Course Enrollment

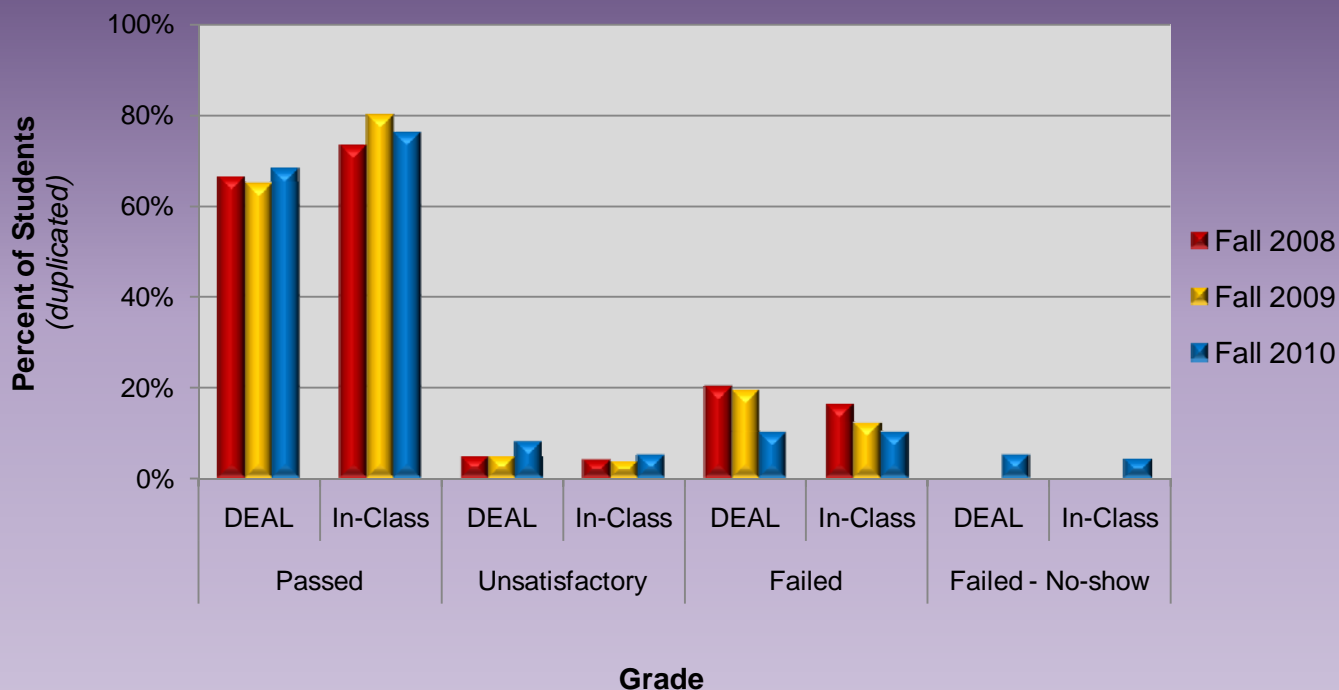
Data includes DEAL courses excluding workshops

DEAL Course Grades


		Fall 2008 (N=957)		Fall 2009 (N=1128)		Fall 2010 (N=1158)	
Passed	A, B, C	642	67%	744	66%	792	68%
Unsatisfactory	D	52	5%	67	6%	76	7%
Failed	F	178	19%	208	18%	121	10%
Failed - No-show	FN	0	0%	0	0%	75	6%
Withdrew	W	85	9%	109	10%	94	8%

In-class courses that are also offered in DEAL format

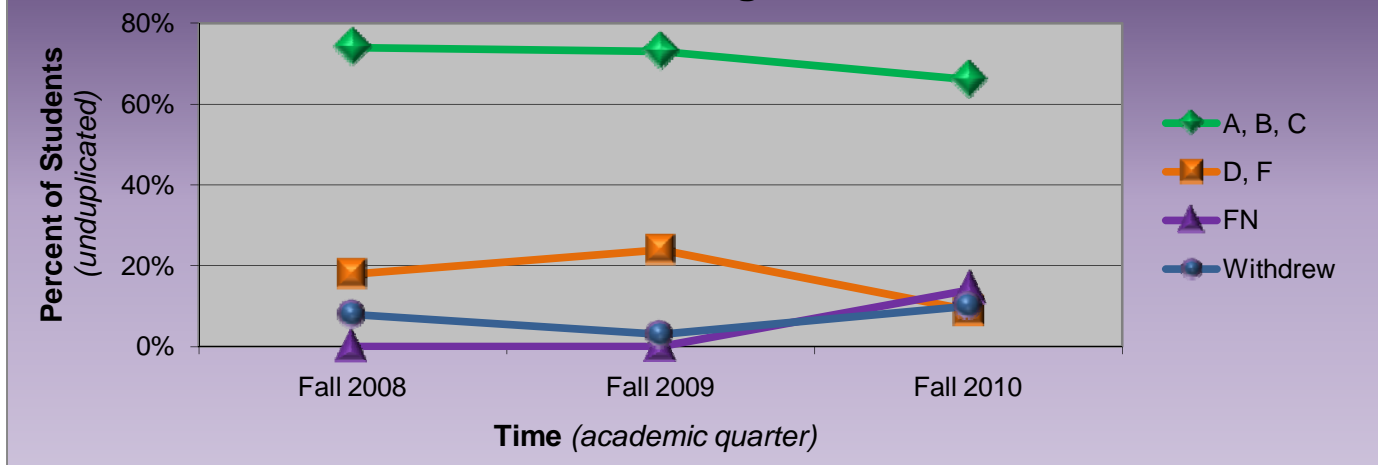
DEAL vs In-Class Grades



		Fall 2008		Fall 2009		Fall 2010	
Passed (A, B, C)	DEAL	385	66%	457	65%	426	68%
	In-Class	1491	73%	1989	80%	1385	76%
Unsatisfactory (D)	DEAL	27	5%	34	5%	47	8%
	In-Class	79	4%	89	4%	94	5%
Failed (F)	DEAL	117	20%	136	19%	64	10%
	In-Class	331	16%	302	12%	173	10%
Failed - No-show	DEAL	0	0%	0	0%	34	5%
	In-Class	0	0%	0	0%	67	4%
Withdrew	DEAL	53	9%	78	11%	54	9%
	In-Class	138	7%	110	4%	100	5%

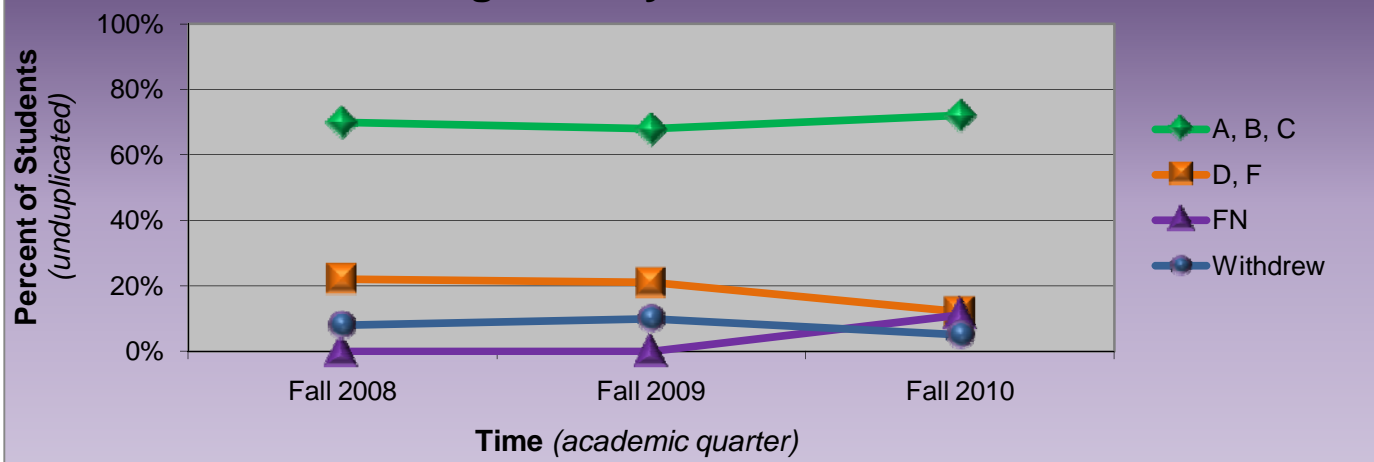
Developmental Course Grades

Effective Reading - COM 090



		Fall 2008 (N=61)	Fall 2009 (N=77)	Fall 2010 (N=77)
Passed	A, B, C	45 74%	56 73%	51 66%
Failed	D, F	11 18%	19 24%	7 9%
Failed - No-show	FN	0 0%	0 0%	11 14%
Withdrew	W	5 8%	2 3%	8 10%

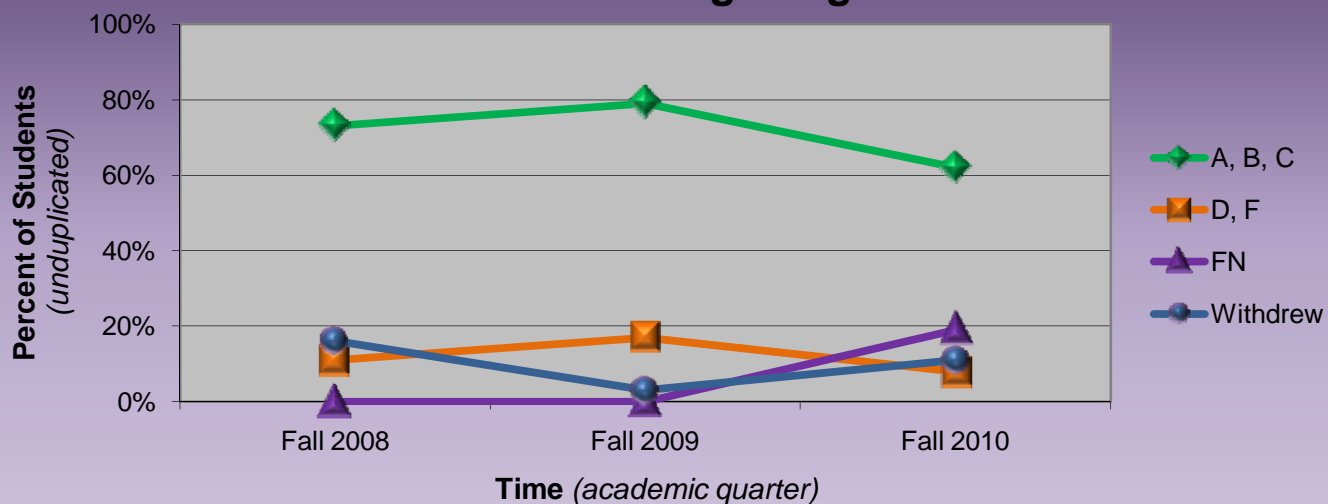
Reading & Study Skills - COM 091



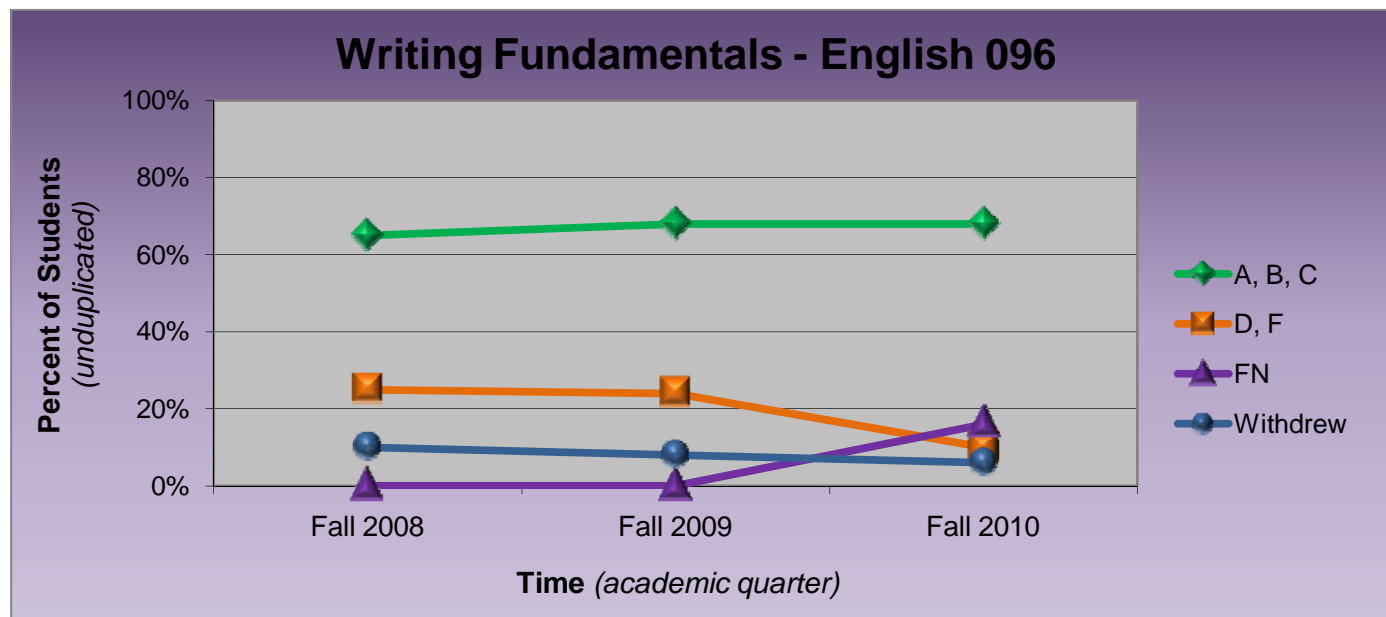
		Fall 2008 (N=228)	Fall 2009 (N=205)	Fall 2010 (N=202)
Passed	A, B, C	160 70%	140 68%	145 72%
Failed	D, F	50 22%	44 21%	25 12%
Failed - No-show	FN	0 0%	0 0%	22 11%
Withdrew	W	18 8%	21 10%	10 5%

Advanced Study Skills Lab - COM 092

		Fall 2008 (N=0)		Fall 2009 (N=0)		Fall 2010 (N=10)	
Passed	A, B, C	0	0%	0	0%	6	66%
Failed	D, F	0	0%	0	0%	0	0%
Failed - No-show	FN	0	0%	0	0%	2	20%
Withdrew	W	0	0%	0	0%	2	20%

Introduction to Writing - English 095


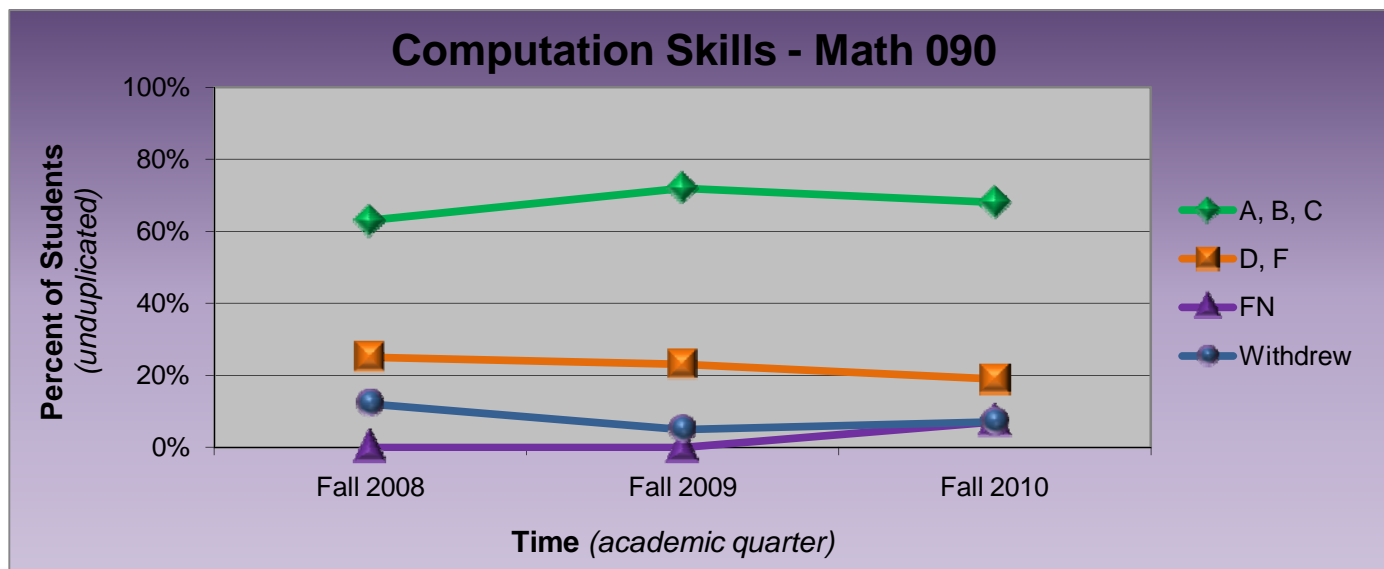
		Fall 2008 (N=55)		Fall 2009 (N=58)		Fall 2010 (N=79)	
Passed	A, B, C	40	73%	46	79%	49	62%
Failed	D, F	6	11%	10	17%	6	8%
Failed - No-show	FN	0	0%	0	0%	15	19%
Withdrew	W	9	16%	2	3%	9	11%



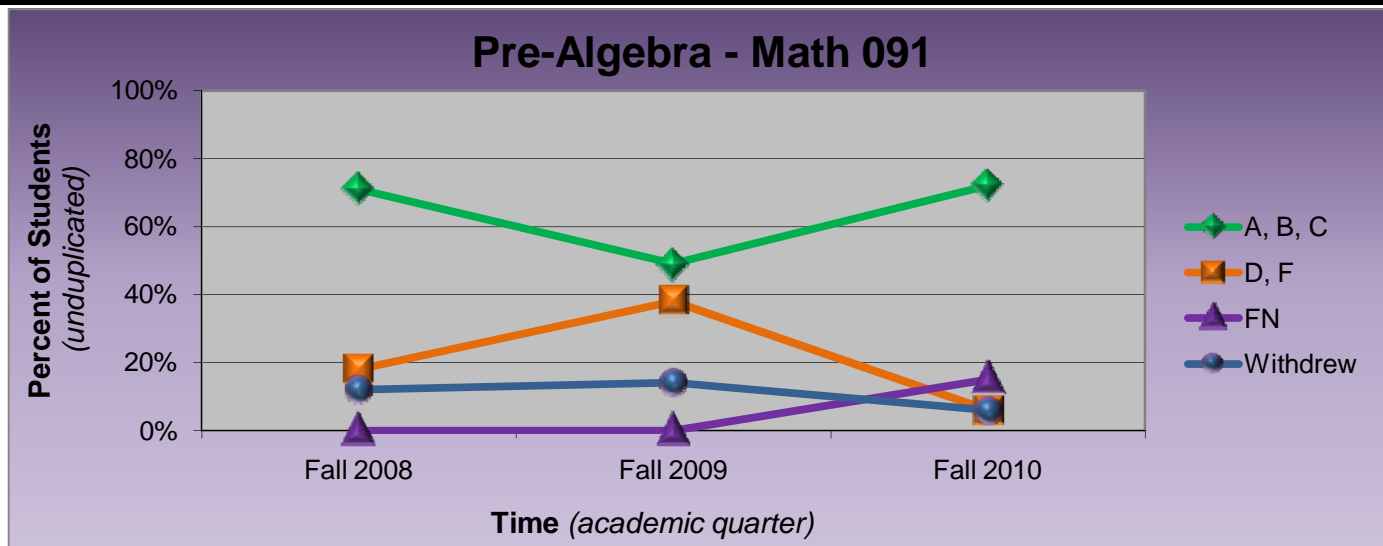
		Fall 2008 (N=208)		Fall 2009 (N=241)		Fall 2010 (N=231)	
Passed	A, B, C	136	65%	164	68%	156	68%
Failed	D, F	51	25%	57	24%	24	10%
Failed - No-show	FN	0	0%	0	0%	38	16%
Withdrew	W	21	10%	20	8%	13	6%

Advanced Writing Lab - ENG 097

		Fall 2008 (N=0)		Fall 2009 (N=0)		Fall 2010 (N=15)	
Passed	A, B, C	0	0%	0	0%	12	18%
Failed	D, F	0	0%	0	0%	0	0%
Failed - No-show	FN	0	0%	0	0%	3	20%
Withdrew	W	0	0%	0	0%	0	0%



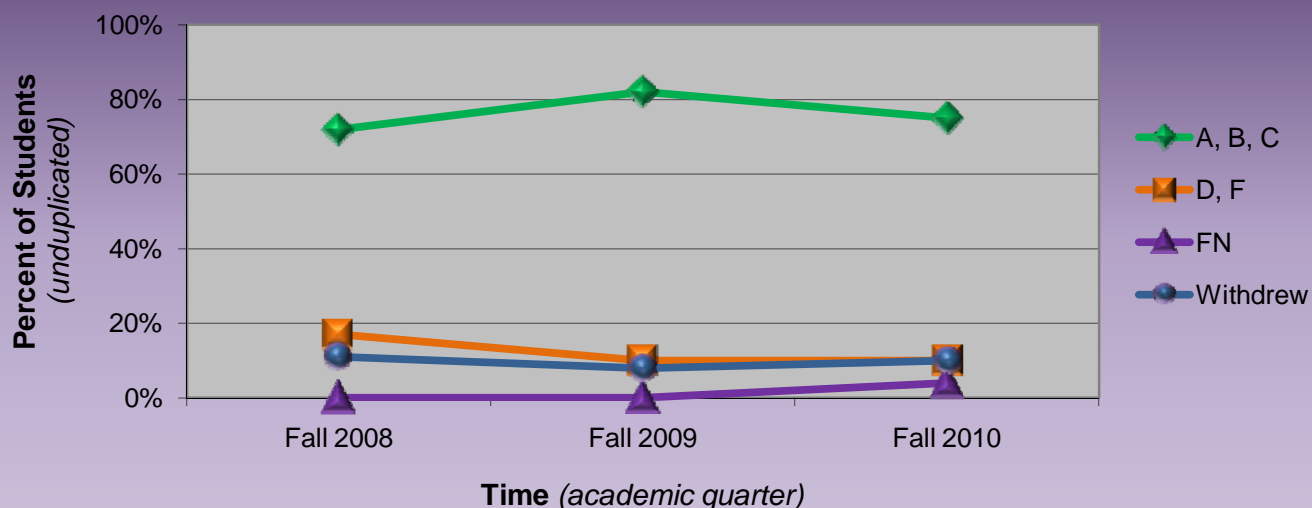
		Fall 2008 (N=264)	Fall 2009 (N=301)	Fall 2010 (N=290)
Passed	A, B, C	166	218	197
		63%	72%	68%
Failed	D, F	67	68	49
		25%	23%	17%
Failed - No-show	FN	0	0	25
		0%	0%	9%
Withdrew	W	31	15	19
		12%	5%	7%



		Fall 2008 (N=34)	Fall 2009 (N=37)	Fall 2010 (N=47)
Passed	A, B, C	24	18	34
		71%	49%	72%
Failed	D, F	6	14	3
		18%	38%	6%
Failed - No-show	FN	0	0	7
		0%	0%	15%
Withdrew	W	4	5	3
		12%	14%	6%

Fall

Pre-Business Mathematics - Math 092



		Fall 2008 (N=53)		Fall 2009 (N=50)		Fall 2010 (N=68)	
Passed	A, B, C	38	72%	41	82%	51	75%
Failed	D, F	9	17%	5	10%	7	10%
Failed - No-show	FN	0	0%	0	0%	3	4%
Withdrew	W	6	11%	4	8%	7	10%

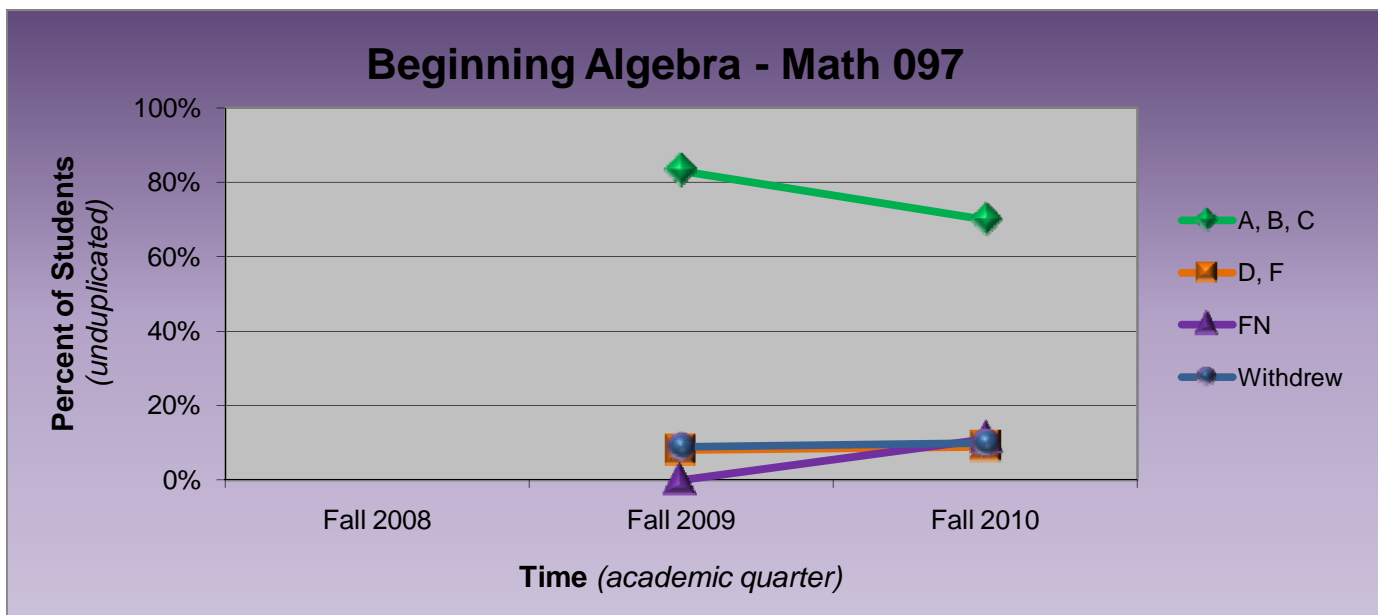
Advanced Pre-Business Math - MTH 094

		Fall 2008 (N=0)		Fall 2009 (N=0)		Fall 2010 (N=18)	
Passed	A, B, C	0	0%	0	0%	16	89%
Failed	D, F	0	0%	0	0%	0	0%
Failed - No-show	FN	0	0%	0	0%	1	6%
Withdrew	W	0	0%	0	0%	1	6%

Advanced Pre-Algebra - MTH 096

		Fall 2008 (N=0)		Fall 2009 (N=0)		Fall 2010 (N=10)	
Passed	A, B, C	0	0%	0	0%	7	70%
Failed	D, F	0	0%	0	0%	1	10%
Failed - No-show	FN	0	0%	0	0%	1	10%
Withdrew	W	0	0%	0	0%	1	10%

Fall



		Fall 2008 (N=0)		Fall 2009 (N=138)		Fall 2010 (N=133)	
Passed	A, B, C	0	0%	115	83%	93	70%
Failed	D, F	0	0%	11	8%	12	9%
Failed - No-show	FN	0	0%	0	0%	15	11%
Withdrew	W	0	0%	12	9%	13	10%

Advanced Beginning Algebra - MTH 098

		Fall 2008 (N=0)		Fall 2009 (N=0)		Fall 2010 (N=15)	
Passed	A, B, C	0	0%	0	0%	13	87%
Failed	D, F	0	0%	0	0%	0	0%
Failed - No-show	FN	0	0%	0	0%	0	0%
Withdrew	W	0	0%	0	0%	2	13%