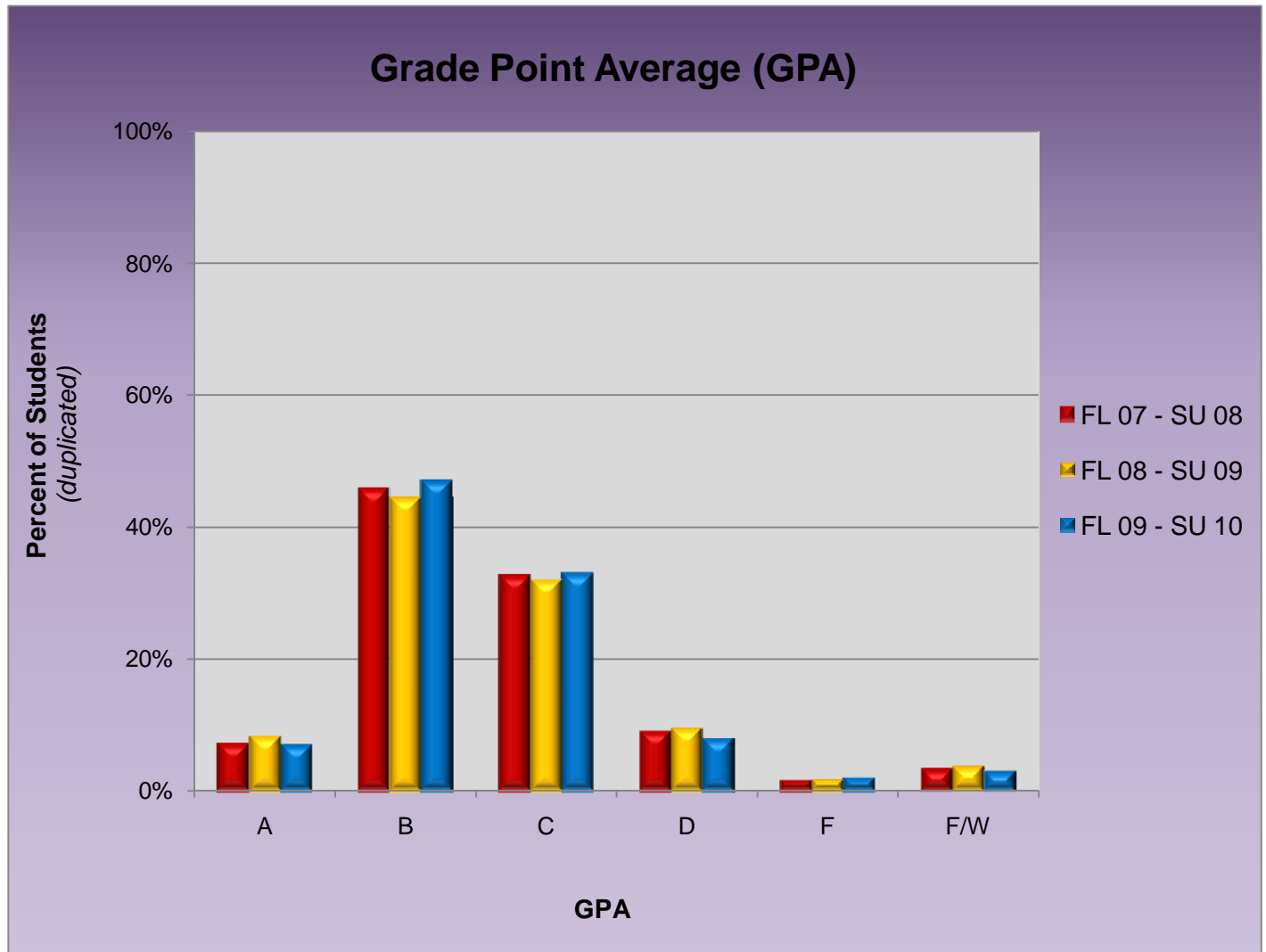
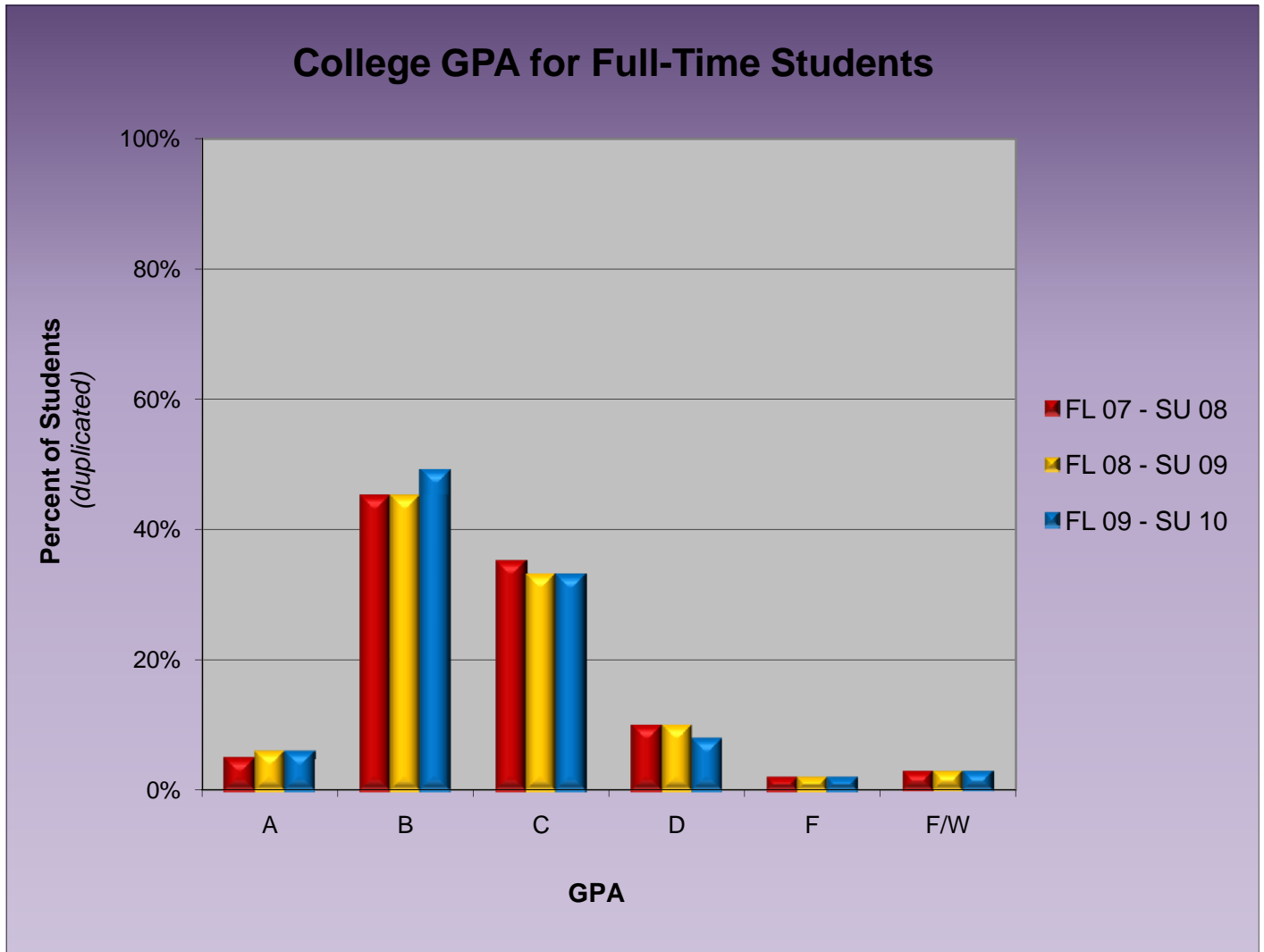


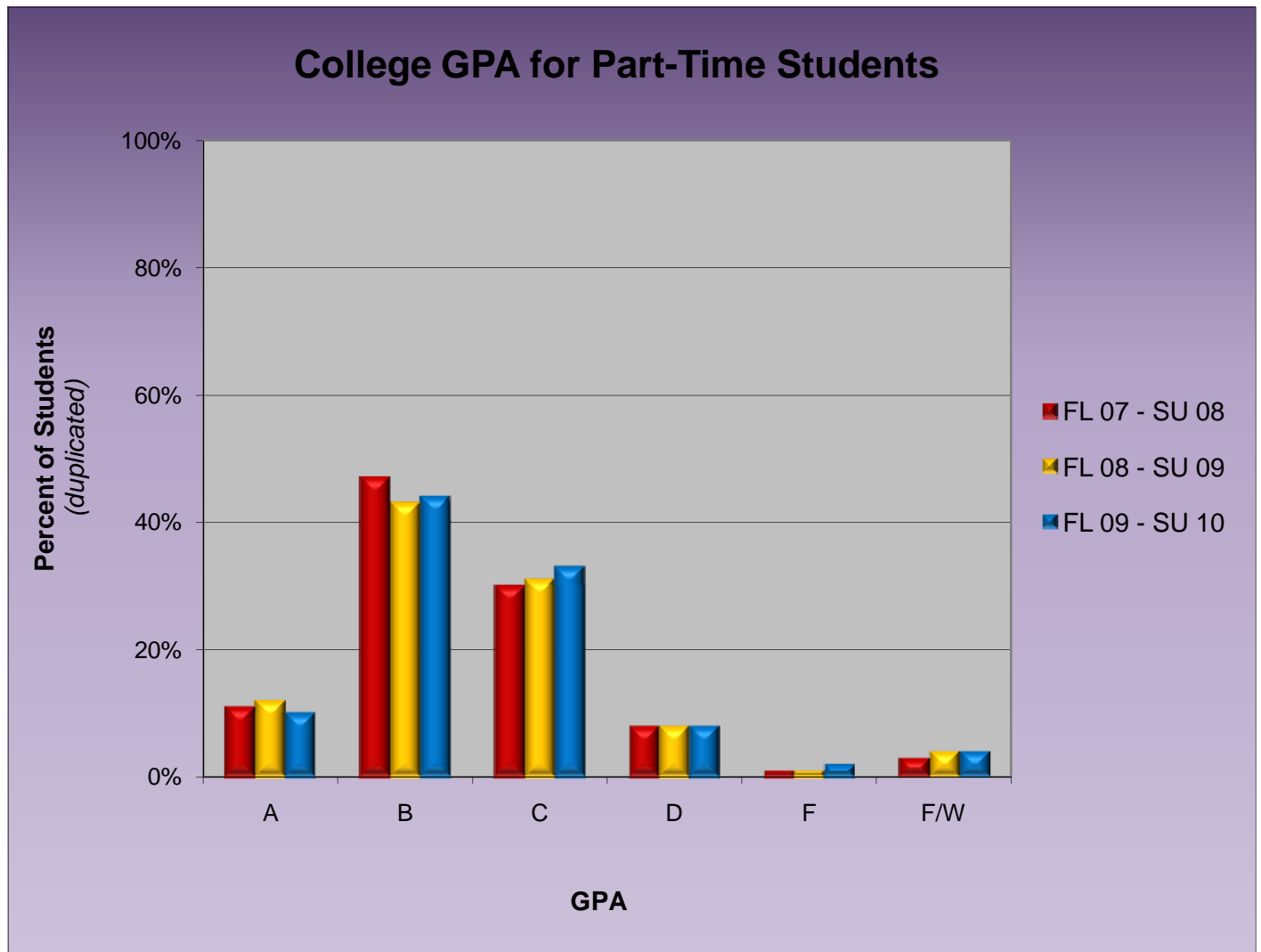
Information is taken from end of quarter reports



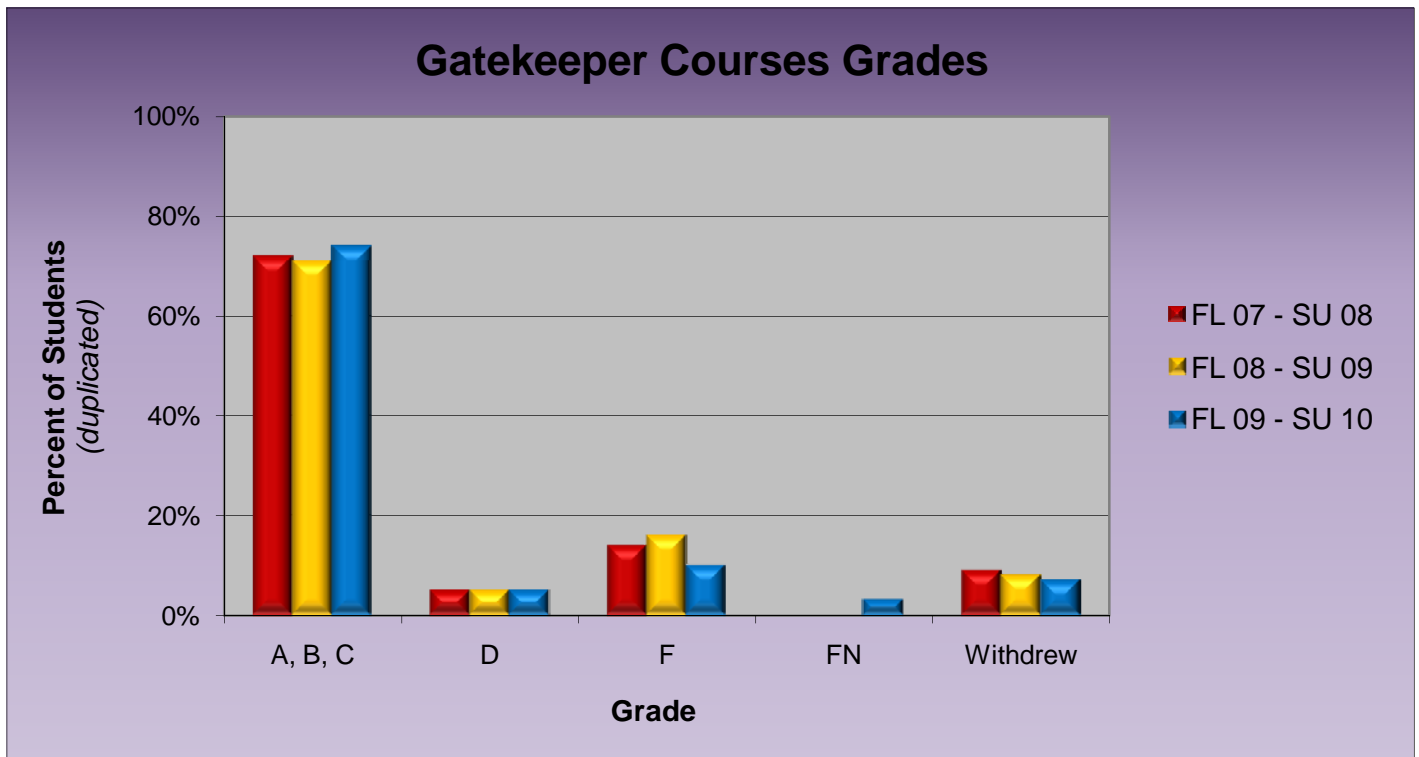
		FL 07-SU 08 (N=7074)		FL 08-SU 09 (N=8098)		FL 09-SU 10 (N=8945)	
A	4.00	510	7%	675	8%	667	7%
B	3.99 - 3.00	3245	46%	3607	45%	4220	47%
C	2.99 - 2.00	2315	33%	2594	32%	2937	33%
D	1.99 - 1.00	643	9%	773	10%	699	8%
F	0.99 - 0.01	121	2%	146	2%	150	2%
F/W	0.00 (failed or withdrew all courses)	240	3%	303	4%	272	3%



		FL 07-SU 08 (N=4345)		FL 08-SU 09 (N=5175)		FL 09-SU 10 (N=5822)	
A	4.00	<b>202</b>	5%	<b>330</b>	6%	<b>344</b>	6%
B	3.99 - 3.00	<b>1960</b>	45%	<b>2340</b>	45%	<b>2858</b>	49%
C	2.99 - 2.00	<b>1506</b>	35%	<b>1688</b>	33%	<b>1907</b>	33%
D	1.99 - 1.00	<b>438</b>	10%	<b>527</b>	10%	<b>455</b>	8%
F	0.99 - 0.01	<b>93</b>	2%	<b>109</b>	2%	<b>96</b>	2%
F/W	0.00 (failed or withdrew all courses)	<b>146</b>	3%	<b>181</b>	3%	<b>162</b>	3%



		FL 07-SU 08 (N=2729)		FL 08-SU 09 (N=2923)		FL 09-SU 10 (N=3123)	
A	4.00	308	11%	345	12%	323	10%
B	3.99 - 3.00	1285	47%	1267	43%	1362	44%
C	2.99 - 2.00	809	30%	906	31%	1030	33%
D	1.99 - 1.00	205	8%	246	8%	244	8%
F	0.99 - 0.01	28	1%	37	1%	54	2%
F/W	0.00 (failed or withdrew all courses)	94	3%	122	4%	110	4%



	FL 07-SU 08 (N=6032)		FL 08-SU 09 (N=6565)		FL 09-SU 10 (N=7518)	
A, B, C	4358	72%	4648	71%	5566	74%
D	291	5%	311	5%	397	5%
F	841	14%	1057	16%	785	10%
FN	0	0%	0	0%	235	3%
Withdrew	542	9%	549	8%	535	7%

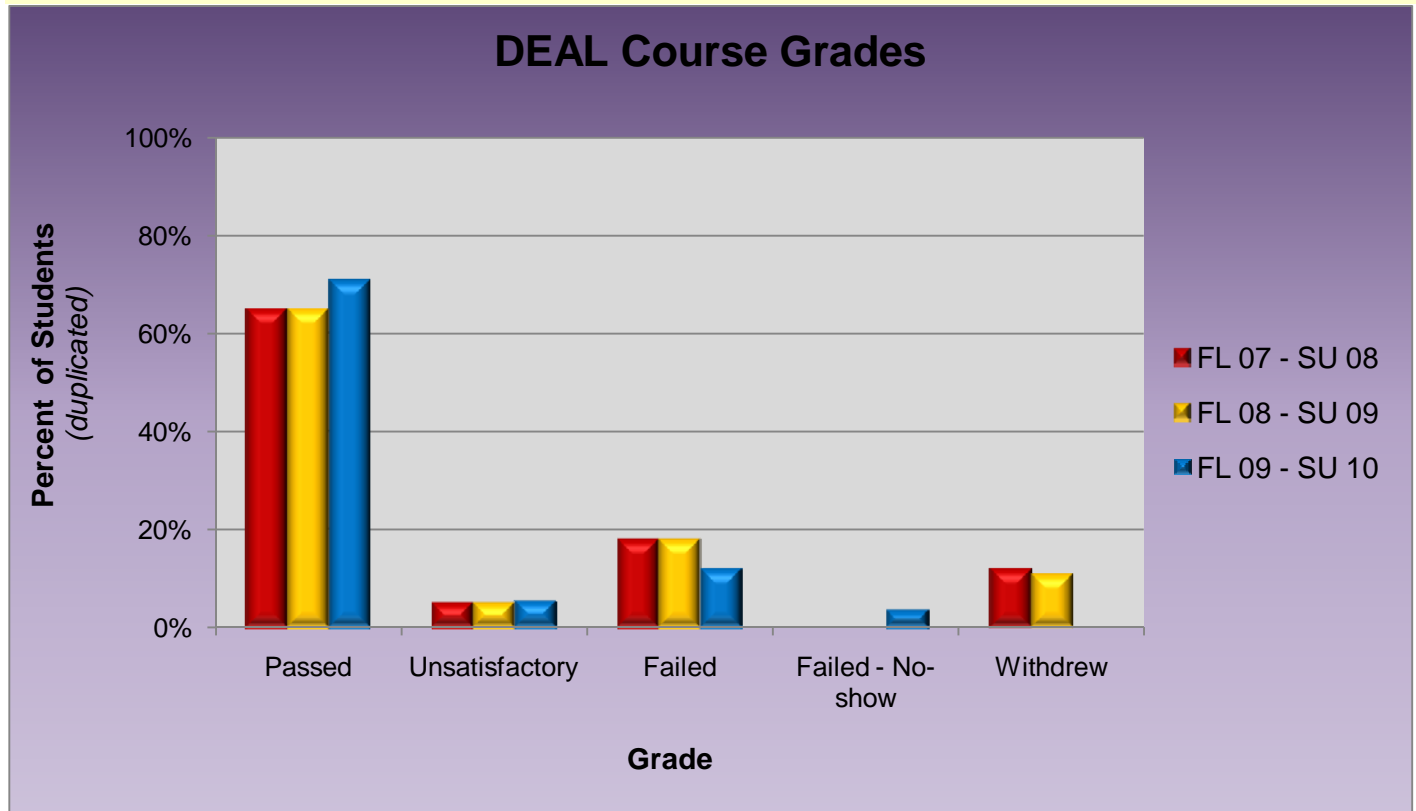
**Gatekeeper courses are general education courses with high enrollment.**

**Gatekeeper Courses included in totals**

BIO 101	Principles of Biology
COM 261	Public Speaking
CPT 105	Introduction to Microcomputer Software Applications
ENG 140	Intermediate Writing
ENG 150	Freshman Composition
ENG 180	Technical Writing
ENG 250	Advanced Writing
IDS 101	College Success Strategies
MTH 111	Mathematics for Business
MTH 113	Algebra
PSY 101	Introduction to Psychology
SOC 101	Introduction to Sociology

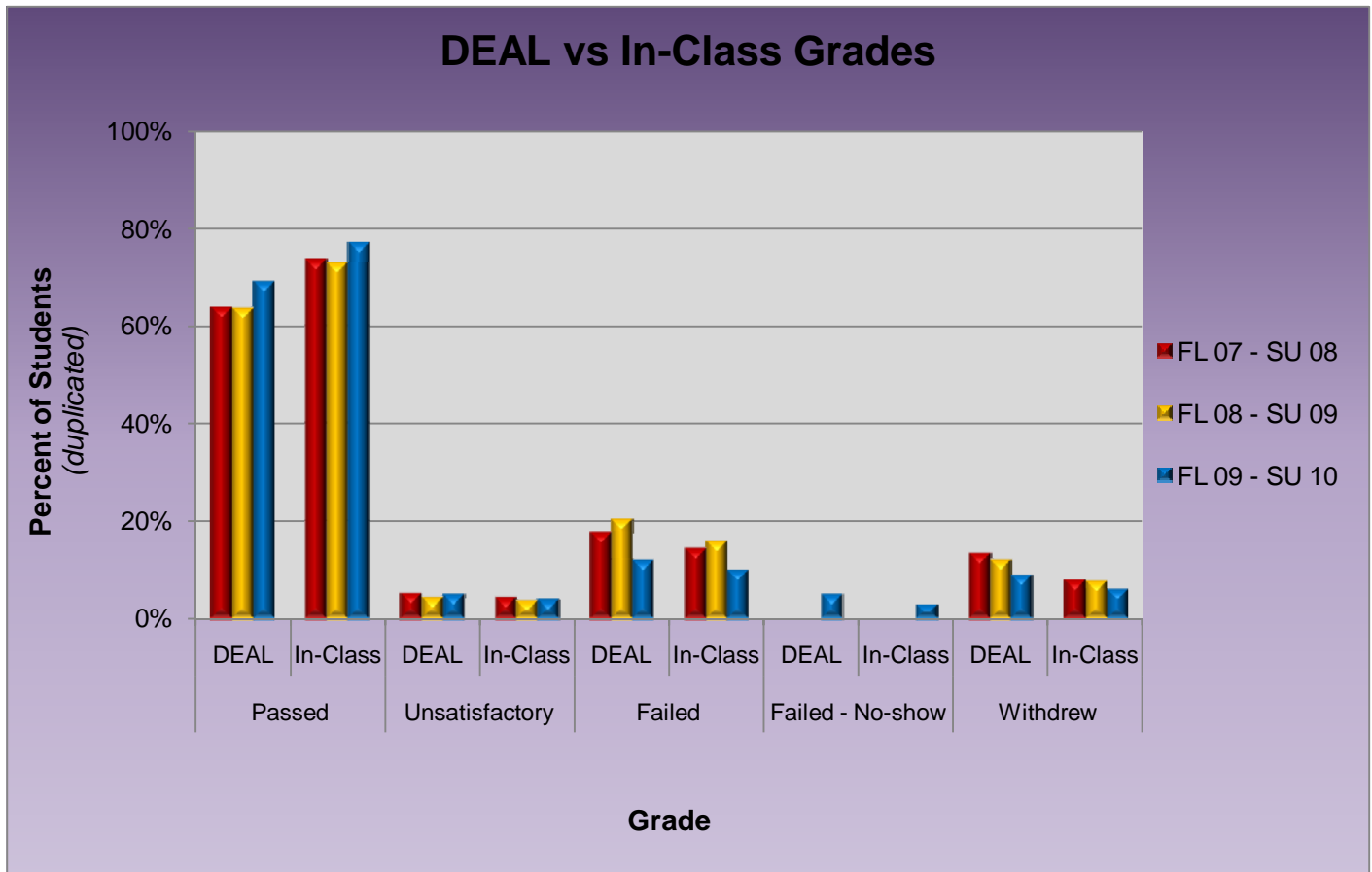
**Distance Education - Alternative Learning (DEAL) Course Enrollment**

Data includes DEAL courses excluding workshops



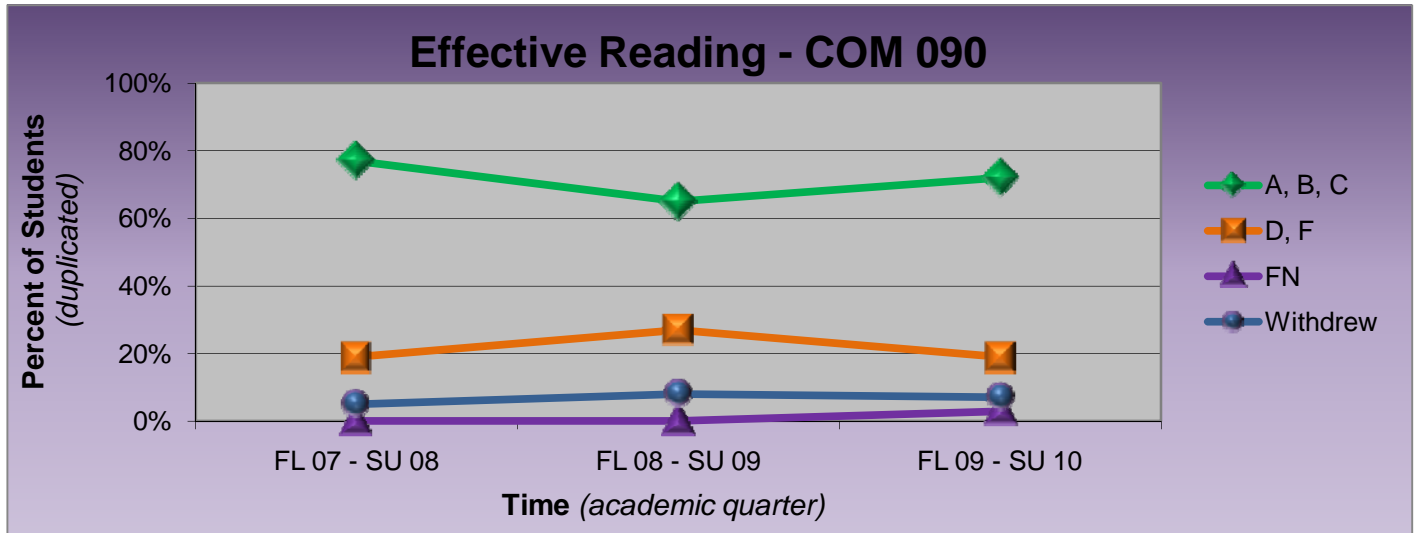
		FL 07-SU 08 (N=3138)		FL 08-SU 09 (N=4023)		FL 09-SU 10 (N=4661)	
<b>Passed</b>	A, B, C	<b>2044</b>	<b>65%</b>	<b>2633</b>	<b>65%</b>	<b>3299</b>	<b>71%</b>
<b>Unsatisfactory</b>	D	<b>169</b>	<b>5%</b>	<b>194</b>	<b>5%</b>	<b>254</b>	<b>5%</b>
<b>Failed</b>	F	<b>552</b>	<b>18%</b>	<b>739</b>	<b>18%</b>	<b>560</b>	<b>12%</b>
<b>Failed - No-show</b>	FN	<b>0</b>	<b>0%</b>	<b>0</b>	<b>0%</b>	<b>163</b>	<b>3%</b>
<b>Withdrew</b>	W	<b>373</b>	<b>12%</b>	<b>457</b>	<b>11%</b>	<b>385</b>	<b>8%</b>

**In-class courses that are also offered in DEAL format**

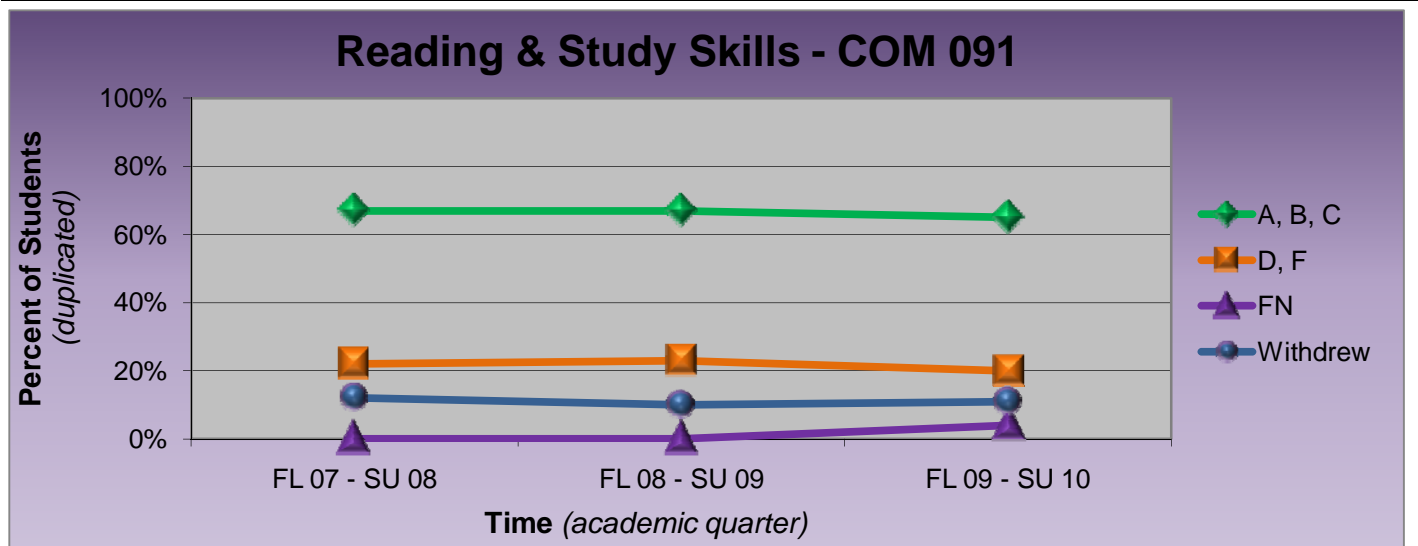


		FL 07-SU 08		FL 08-SU 09		FL 09-SU 10	
<b>Passed (A, B, C)</b>	DEAL	1111	64%	1461	63%	2013	69%
	In-Class	3182	73%	4601	73%	5692	77%
<b>Unsatisfactory (D)</b>	DEAL	92	5%	100	4%	142	5%
	In-Class	190	4%	236	4%	325	4%
<b>Failed (F)</b>	DEAL	309	18%	465	20%	358	12%
	In-Class	619	14%	1006	16%	770	10%
<b>Failed - No-show (FN)</b>	DEAL	0	0%	0	0%	137	5%
	In-Class	0	0%	0	0%	190	3%
<b>Withdrew</b>	DEAL	234	13%	278	12%	256	9%
	In-Class	341	8%	487	8%	440	6%

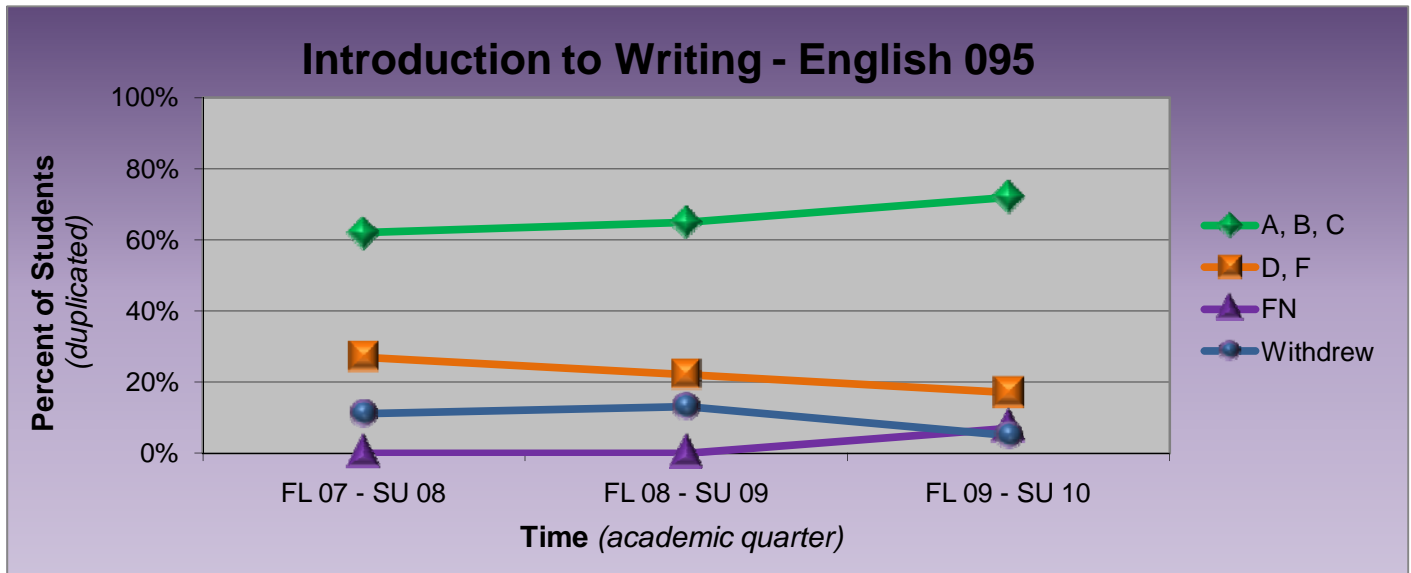
### Developmental Course Grades



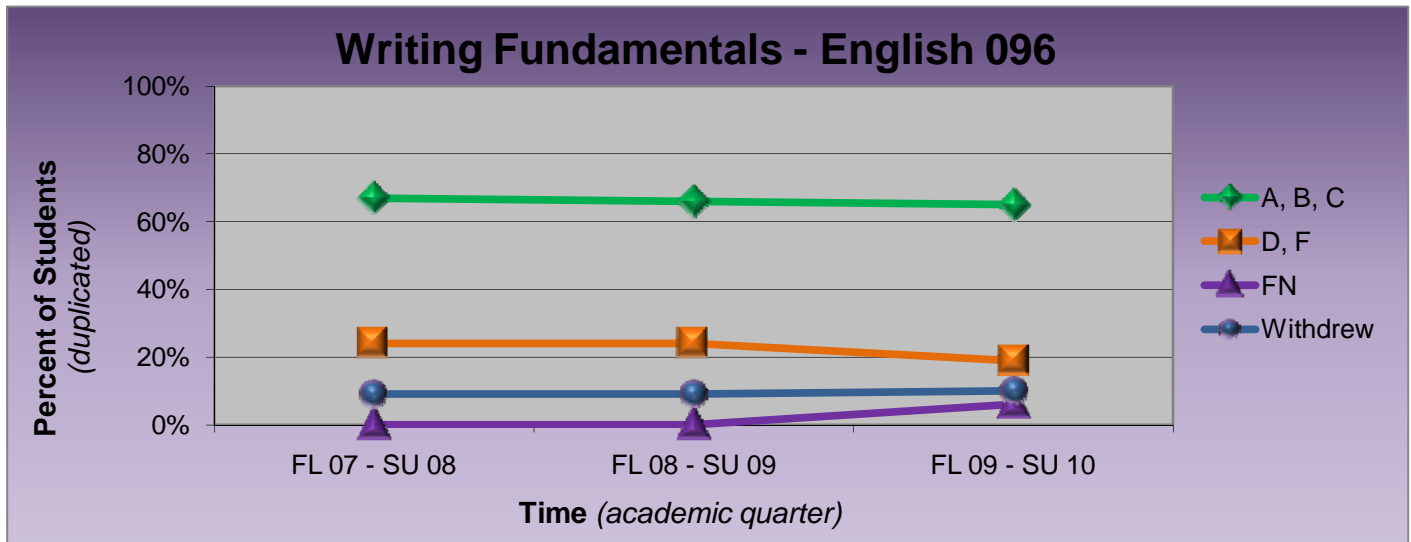
		FL 07-SU 08 (N=132)	FL 08-SU 09 (N=155)	FL 09-SU 10 (N=184)
Passed	A, B, C	101	100	132
		77%	65%	72%
Failed	D, F	24	42	35
		19%	27%	19%
Failed - No-show	FN	0	0	5
		0%	0%	3%
Withdrew	W	7	13	12
		5%	8%	7%



		FL 07-SU 08 (N=413)	FL 08-SU 09 (N=559)	FL 09-SU 10 (N=501)
Passed	A, B, C	275	376	328
		67%	67%	65%
Failed	D, F	89	128	99
		22%	23%	20%
Failed - No-show	FN	0	0	18
		0%	0%	4%
Withdrew	W	49	55	56
		12%	10%	11%



		FL 07-SU 08 (N=113)		FL 08-SU 09 (N=129)		FL 09-SU 10 (N=174)	
<b>Passed</b>	A, B, C	70	62%	84	65%	125	72%
<b>Failed</b>	D, F	31	27%	28	22%	29	17%
<b>Failed - No-show</b>	FN	0	0%	0	0%	12	7%
<b>Withdrew</b>	W	12	11%	17	13%	8	5%

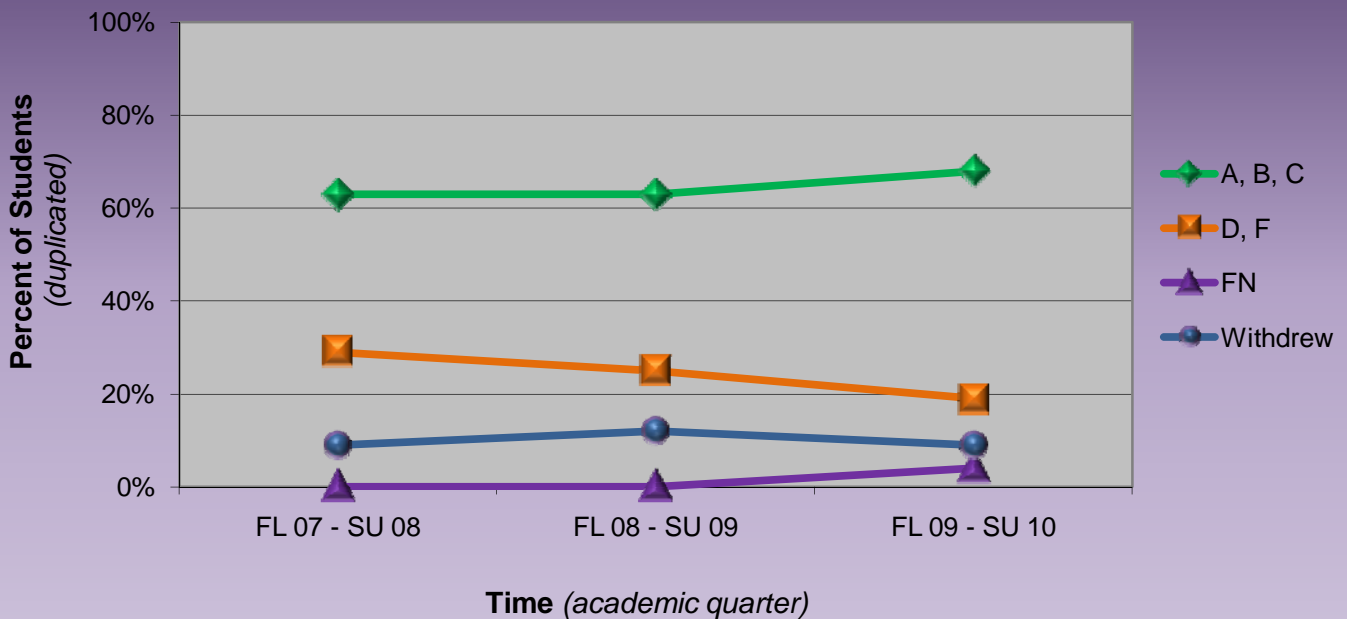


		FL 07-SU 08 (N=455)		FL 08-SU 09 (N=612)		FL 09-SU 10 (N=662)	
<b>Passed</b>	A, B, C	303	67%	405	66%	429	65%
<b>Failed</b>	D, F	110	24%	149	24%	128	19%
<b>Failed - No-show</b>	FN	0	0%	0	0%	40	6%
<b>Withdrew</b>	W	42	9%	58	9%	65	10%

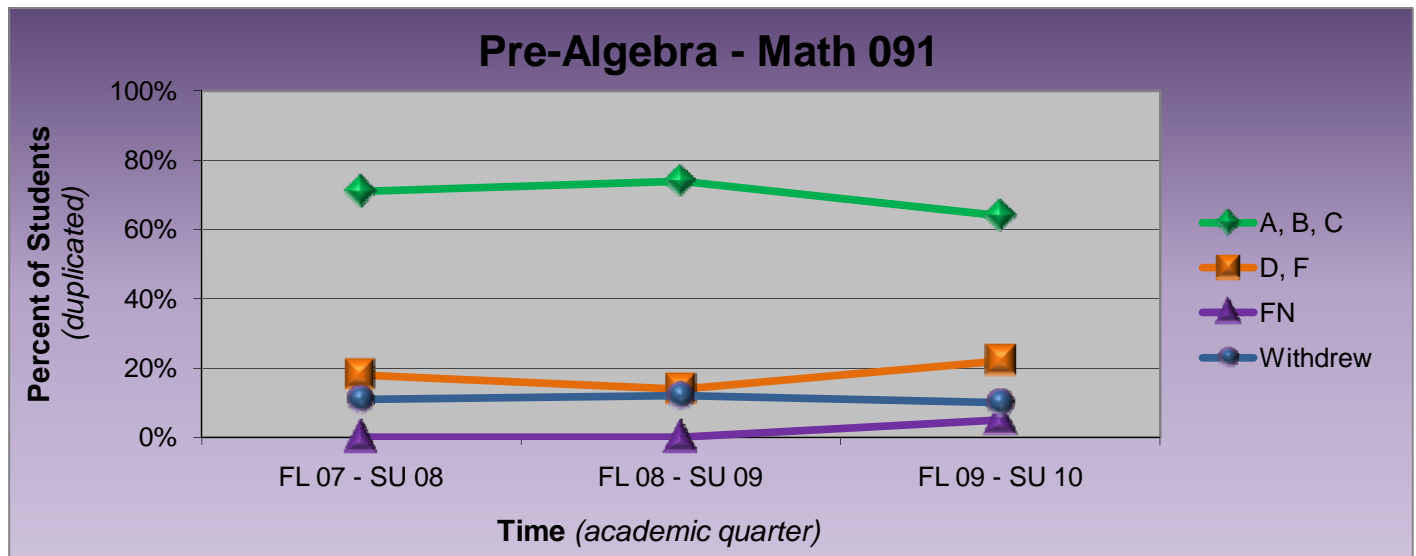
**Advanced Writing Lab - ENG 097**

		FL 07-SU 08 (N=0)		FL 08-SU 09 (N=0)		FL 09-SU 10 (N=18)	
<b>Passed</b>	A, B, C	0	0%	0	0%	9	50%
<b>Failed</b>	D, F	0	0%	0	0%	1	6%
<b>Failed - No-show</b>	FN	0	0%	0	0%	5	28%
<b>Withdrew</b>	W	0	0%	0	0%	3	17%

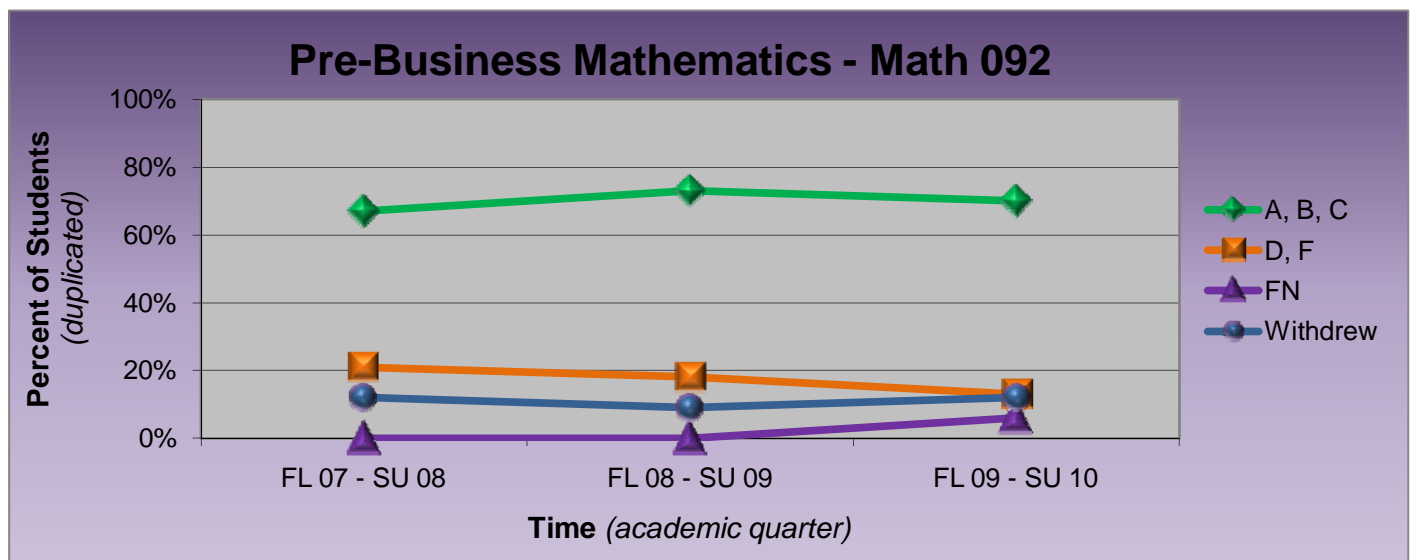
**Computation Skills - Math 090**



		FL 07-SU 08 (N=533)		FL 08-SU 09 (N=699)		FL 09-SU 10 (N=748)	
<b>Passed</b>	A, B, C	334	63%	439	63%	511	68%
<b>Failed</b>	D, F	153	29%	178	25%	141	19%
<b>Failed - No-show</b>	FN	0	0%	0	0%	29	4%
<b>Withdrew</b>	W	46	9%	82	12%	67	9%



		FL 07-SU 08 (N=100)		FL 08-SU 09 (N=118)		FL 09-SU 10 (N=195)	
<b>Passed</b>	A, B, C	71	71%	87	74%	125	64%
<b>Failed</b>	D, F	18	18%	17	14%	42	22%
<b>Failed - No-show</b>	FN	0	0%	0	0%	9	5%
<b>Withdrew</b>	W	11	11%	14	12%	19	10%



		FL 07-SU 08 (N=128)		FL 08-SU 09 (N=224)		FL 09-SU 10 (N=248)	
<b>Passed</b>	A, B, C	86	67%	166	75%	173	70%
<b>Failed</b>	D, F	27	21%	36	16%	31	13%
<b>Failed - No-show</b>	FN	0	0%	0	0%	15	6%
<b>Withdrew</b>	W	15	12%	19	9%	29	12%

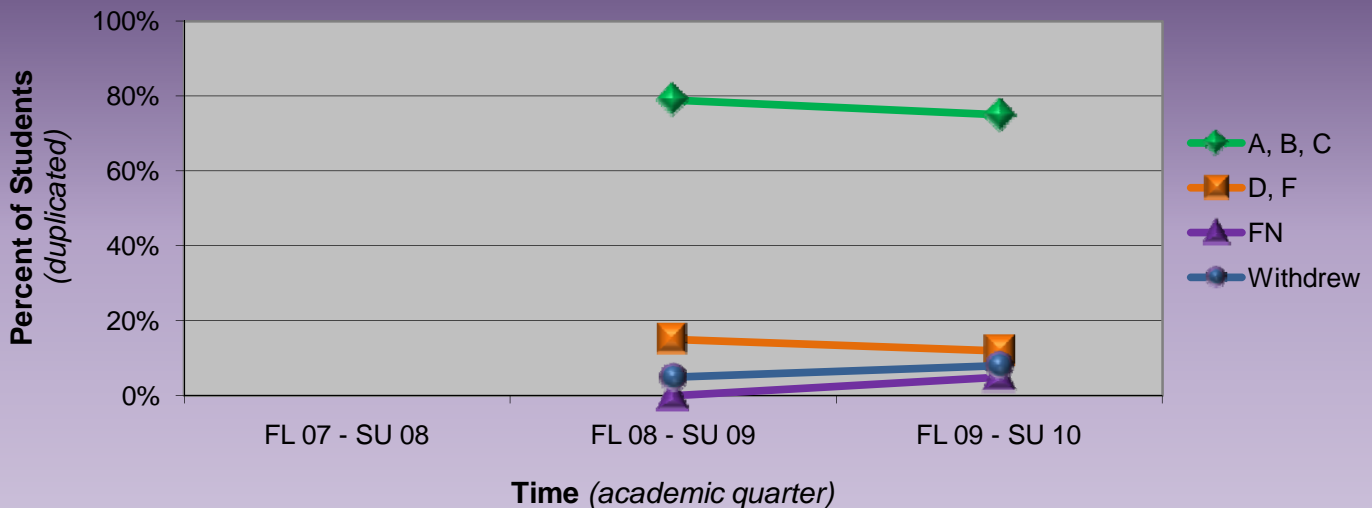
**Advanced Pre-Business Math - MTH 094**

		FL 07-SU 08 (N=0)		FL 08-SU 09 (N=0)		FL 09-SU 10 (N=16)	
Passed	A, B, C	0	0%	0	0%	12	75%
Failed	D, F	0	0%	0	0%	0	0%
Failed - No-show	FN	0	0%	0	0%	2	13%
Withdrew	W	0	0%	0	0%	2	13%

**Advanced Pre-Algebra - MTH 096**

		FL 07-SU 08 (N=0)		FL 08-SU 09 (N=0)		FL 09-SU 10 (N=10)	
Passed	A, B, C	0	0%	0	0%	10	100%
Failed	D, F	0	0%	0	0%	0	0%
Failed - No-show	FN	0	0%	0	0%	0	0%
Withdrew	W	0	0%	0	0%	0	0%

**Beginning Algebra - Math 097**



		FL 07-SU 08 (N=0)		FL 08-SU 09 (N=58)		FL 09-SU 10 (N=410)	
Passed	A, B, C	0	0%	46	79%	309	75%
Failed	D, F	0	0%	9	15%	50	12%
Failed - No-show	FN	0	0%	0	0%	20	5%
Withdrew	W	0	0%	3	5%	31	8%