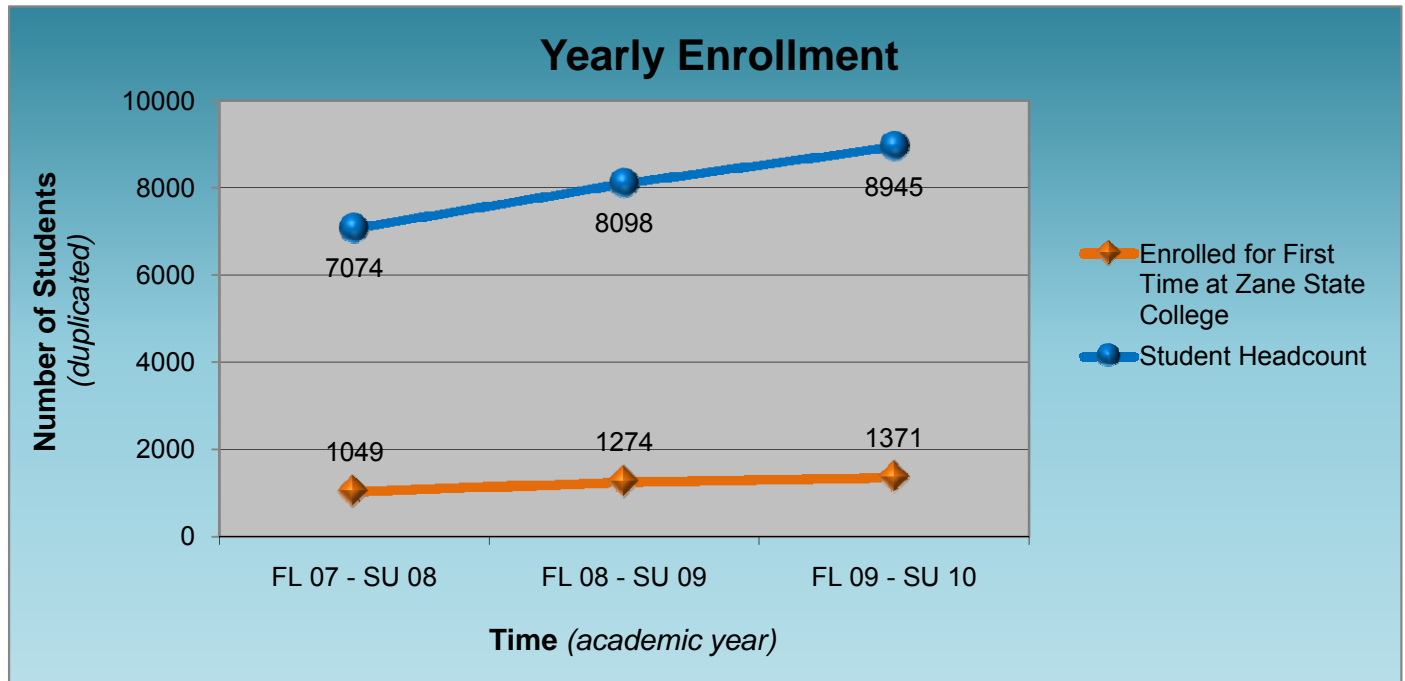
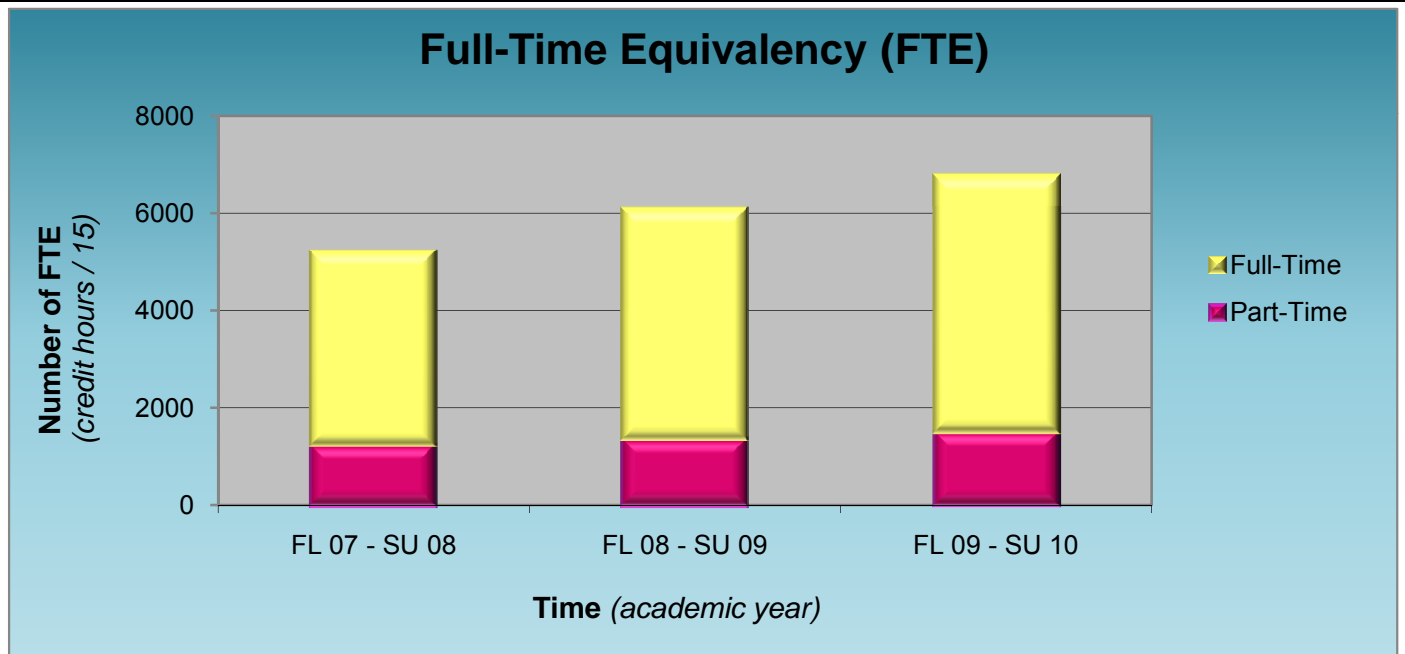


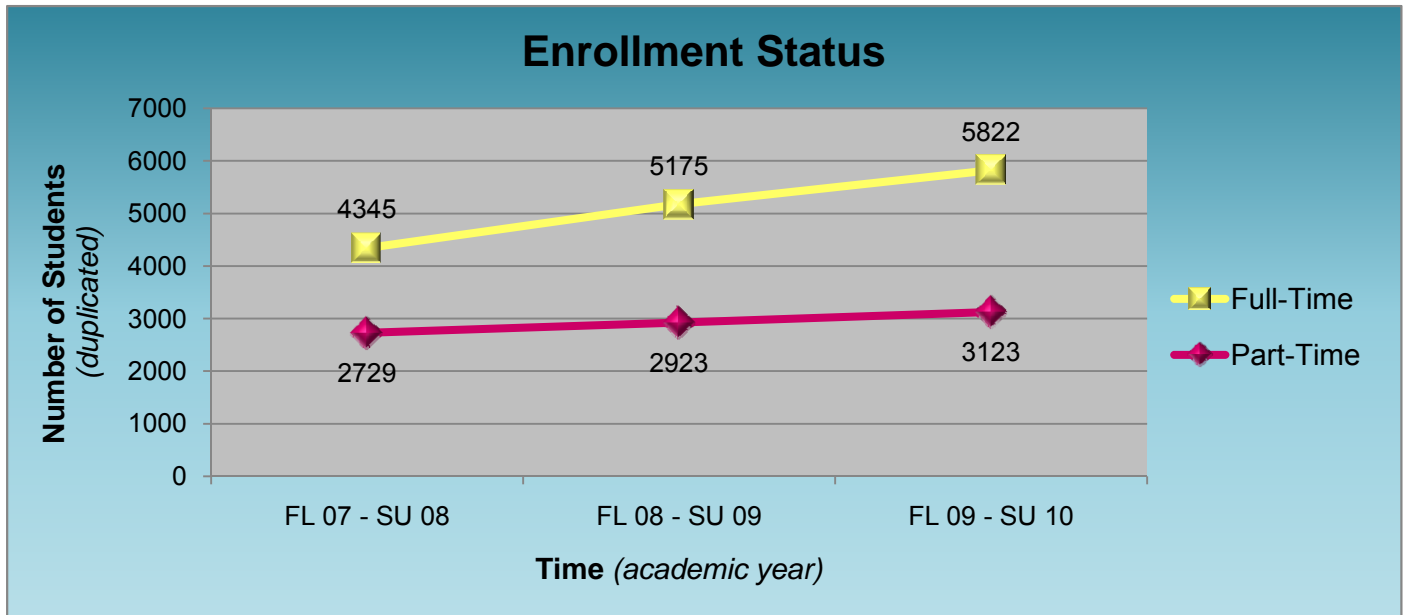
Information is taken from end of quarter reports



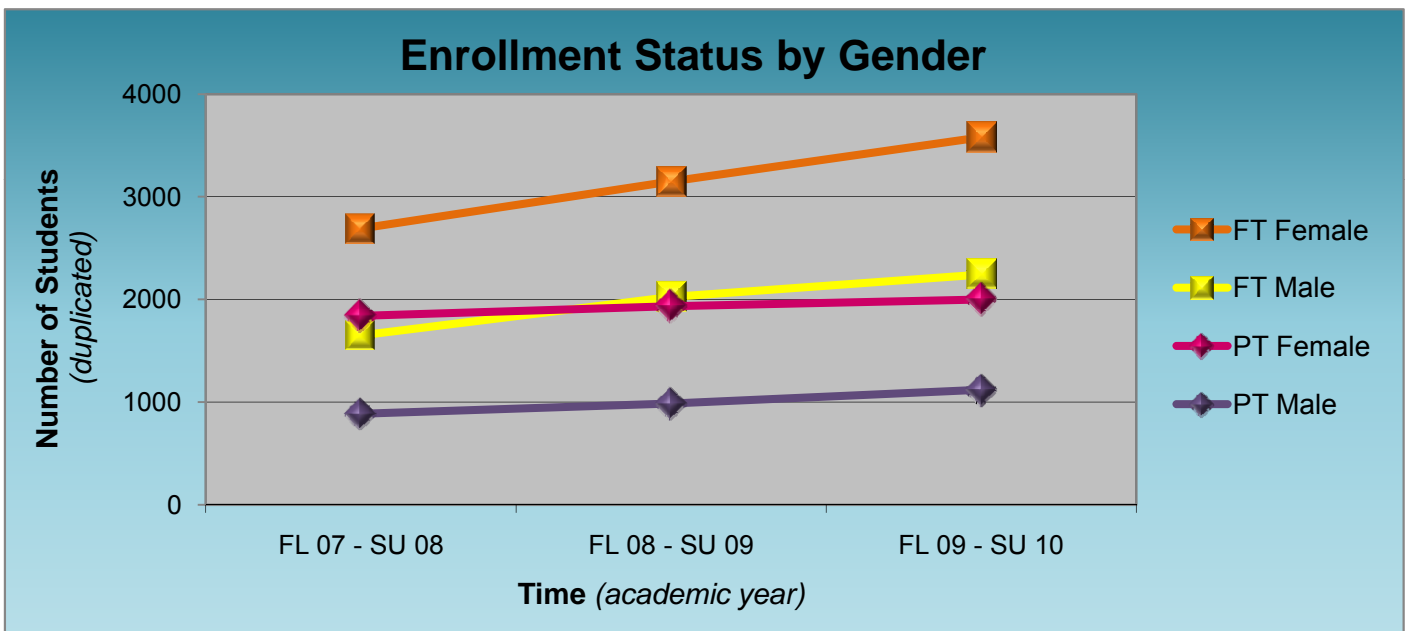
	FL 07-SU 08 (N=7074)		FL 08-SU 09 (N=8098)		FL 09-SU 10 (N=8945)	
Enrolled for First Time at Zane State College	1049	15%	1274	16%	1371	15%



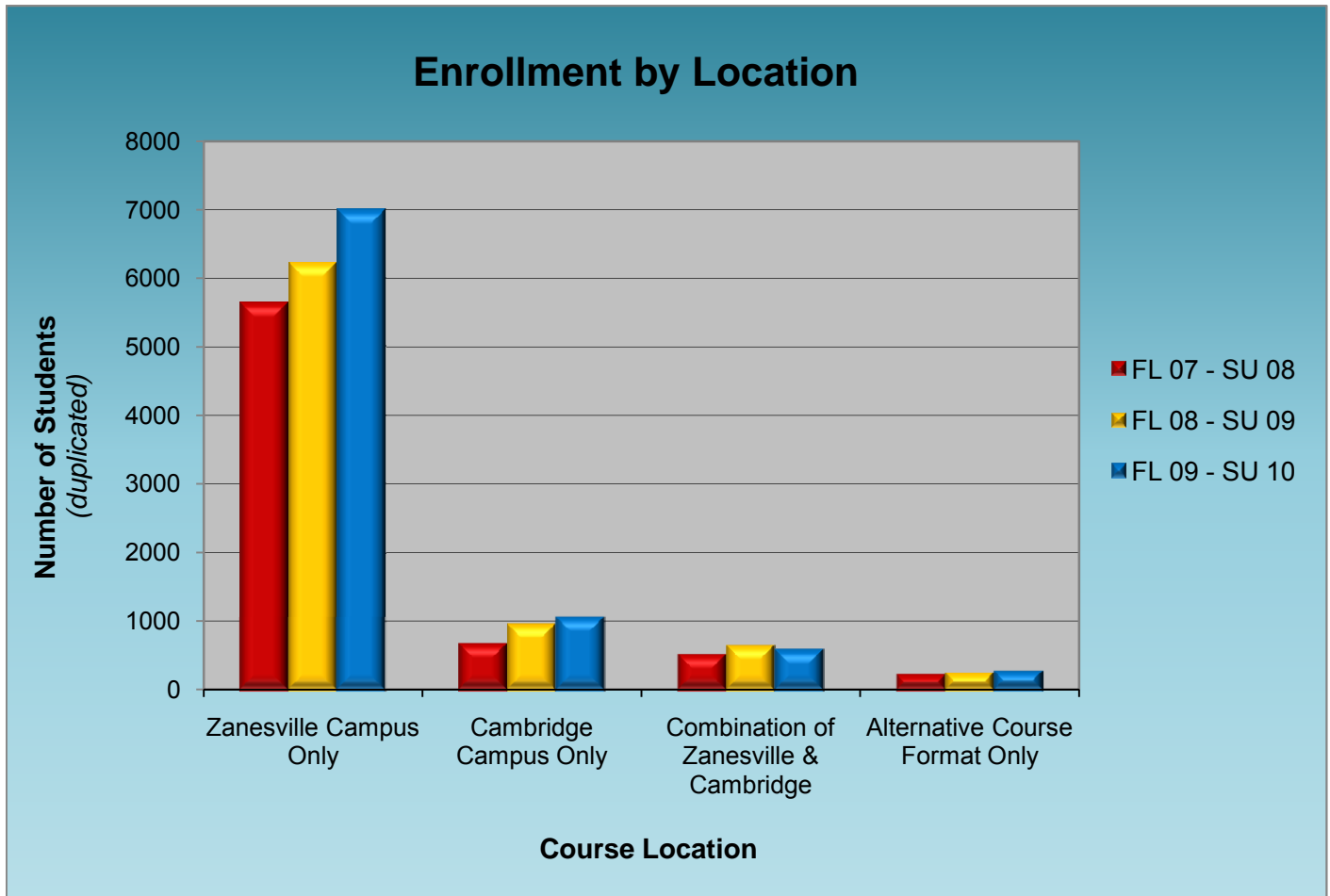
		FL 07-SU 08 (N=7074)		FL 08-SU 09 (N=8098)		FL 09-SU 10 (N=8945)	
FTE	Part-Time	1229	24%	1352	22%	1501	22%
	Full-Time	3986	76%	4740	78%	5259	78%



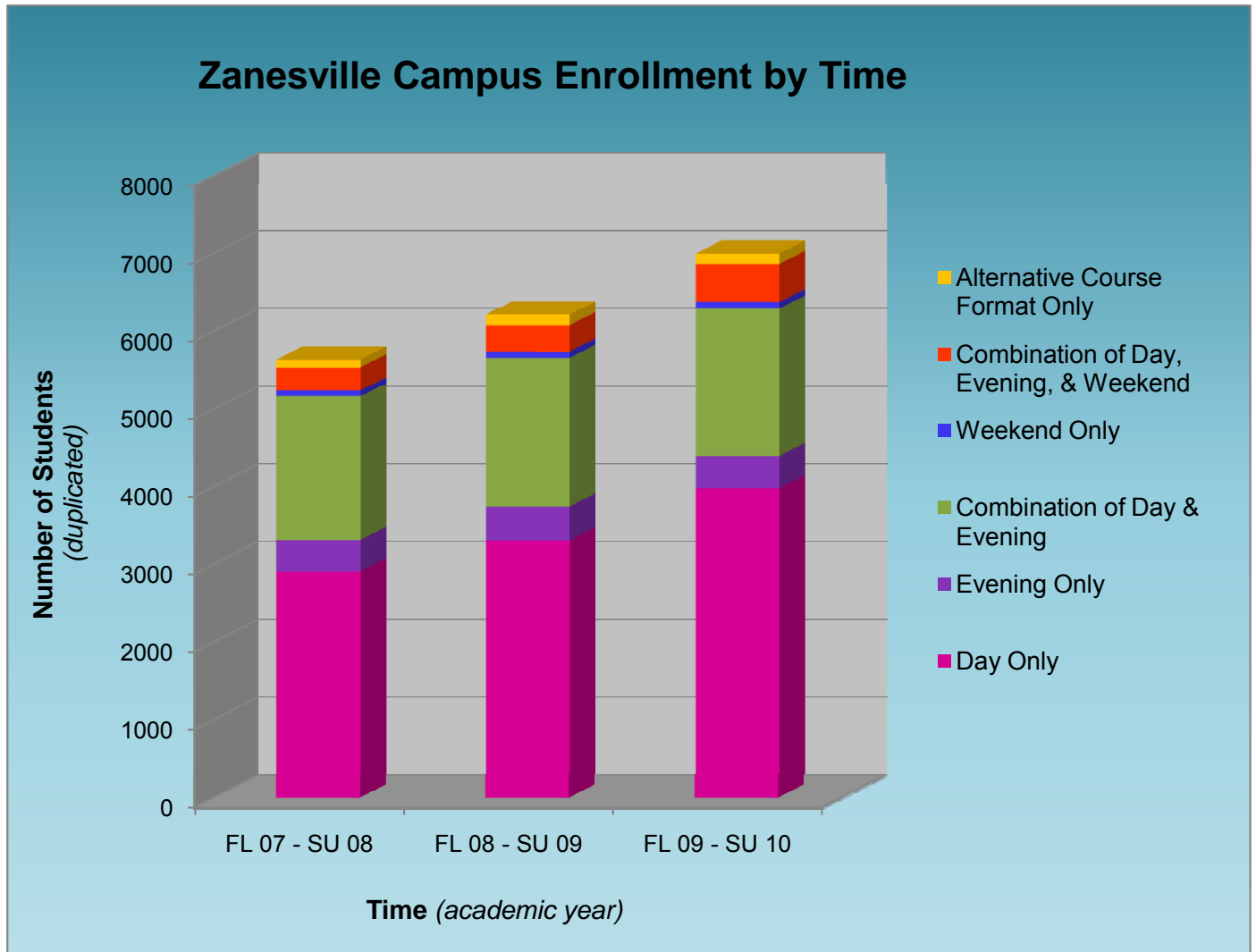
	FL 07-SU 08 (N=7074)		FL 08-SU 09 (N=8098)		FL 09-SU 10 (N=8945)	
Part-Time (<12)	2729	39%	2923	36%	3123	35%
Full-Time (≥12)	4345	61%	5175	64%	5822	65%



		FL 07-SU 08 (N=7074)		FL 08-SU 09 (N=8098)		FL 09-SU 10 (N=8945)	
Part-Time	Female	1841	26%	1935	24%	2001	22%
	Male	888	13%	988	12%	1122	13%
Full-Time	Female	2693	38%	3150	39%	3580	40%
	Male	1652	23%	2025	25%	2242	25%

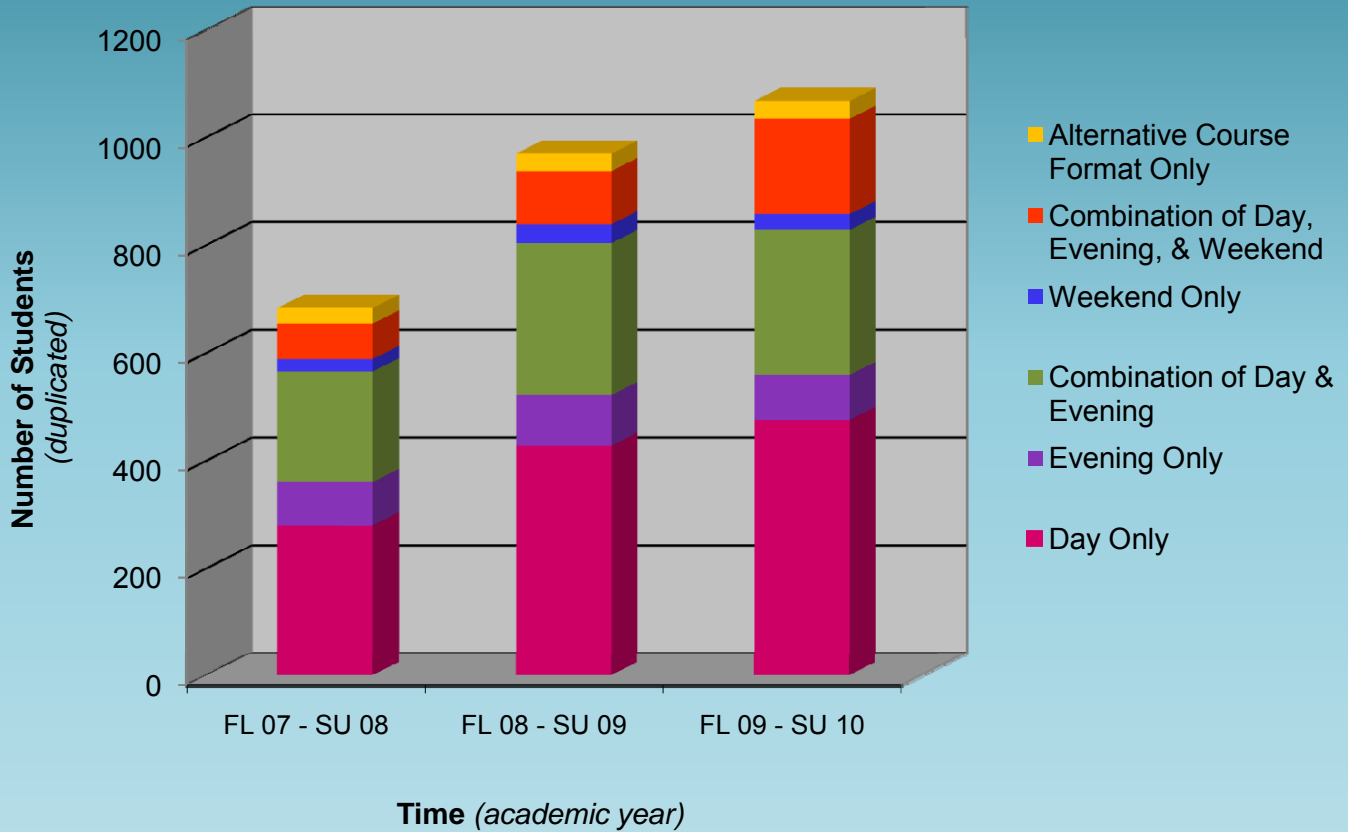


	FL 07-SU 08 (N=7074)		FL 08-SU 09 (N=8098)		FL 09-SU 10 (N=8945)	
Zanesville Campus Only	5642	80%	6223	77%	7002	78%
Cambridge Campus Only	684	10%	970	12%	1068	12%
Combination of Zanesville & Cambridge	523	7%	654	8%	596	7%
Alternative Course Format Only	225	3%	251	3%	279	3%

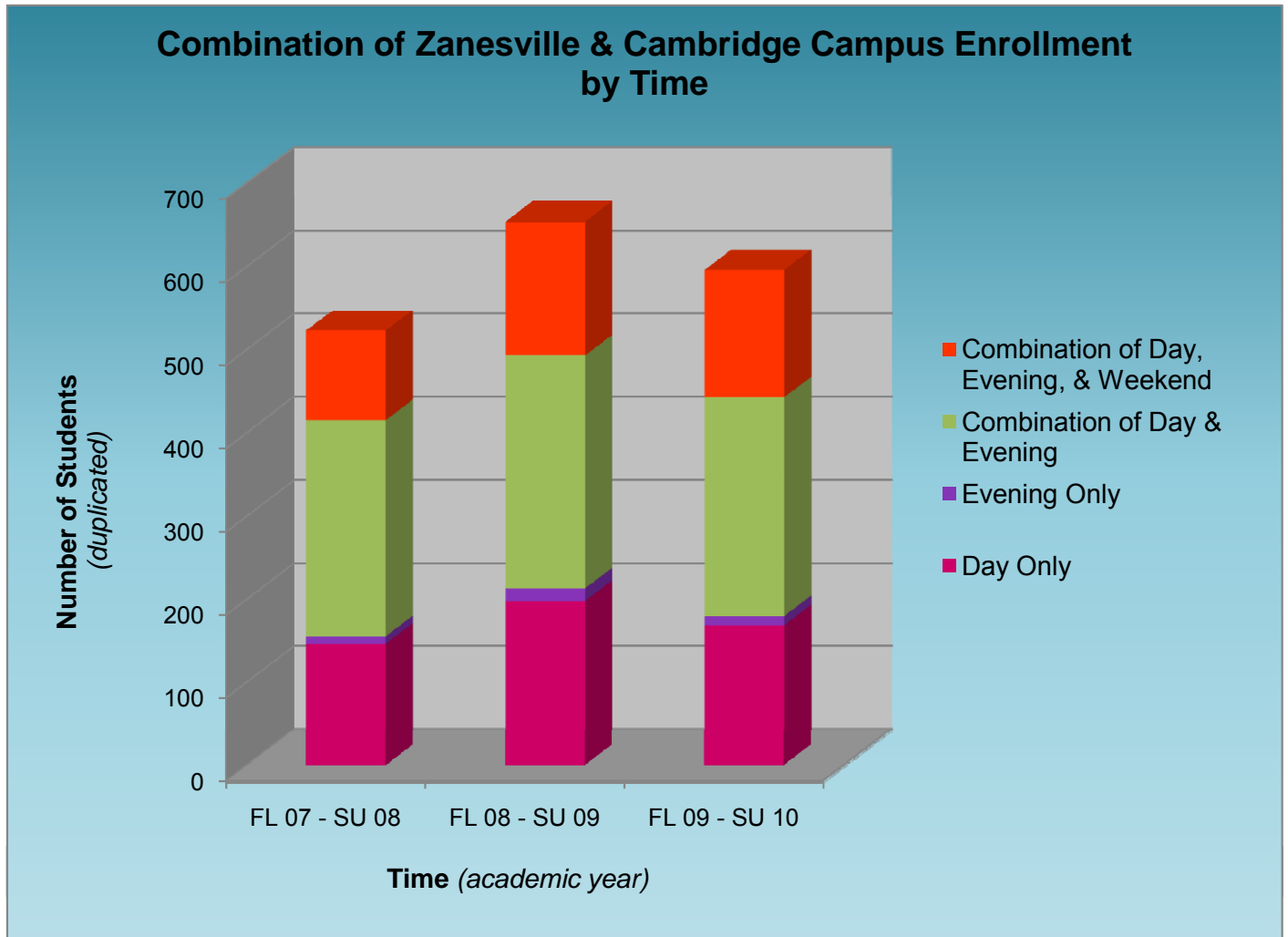


	FL 07-SU 08 (N=7074)		FL 08-SU 09 (N=8098)		FL 09-SU 10 (N=8945)	
Day Only	2906	52%	3315	53%	3982	57%
Evening Only	413	7%	433	7%	422	6%
Combination of Day & Evening	1846	33%	1915	31%	1891	27%
Weekend Only	77	1%	79	1%	82	1%
Combination of Day, Evening, & Weekend	299	5%	335	5%	491	7%
Alternative Course Format Only	98	2%	138	2%	130	2%

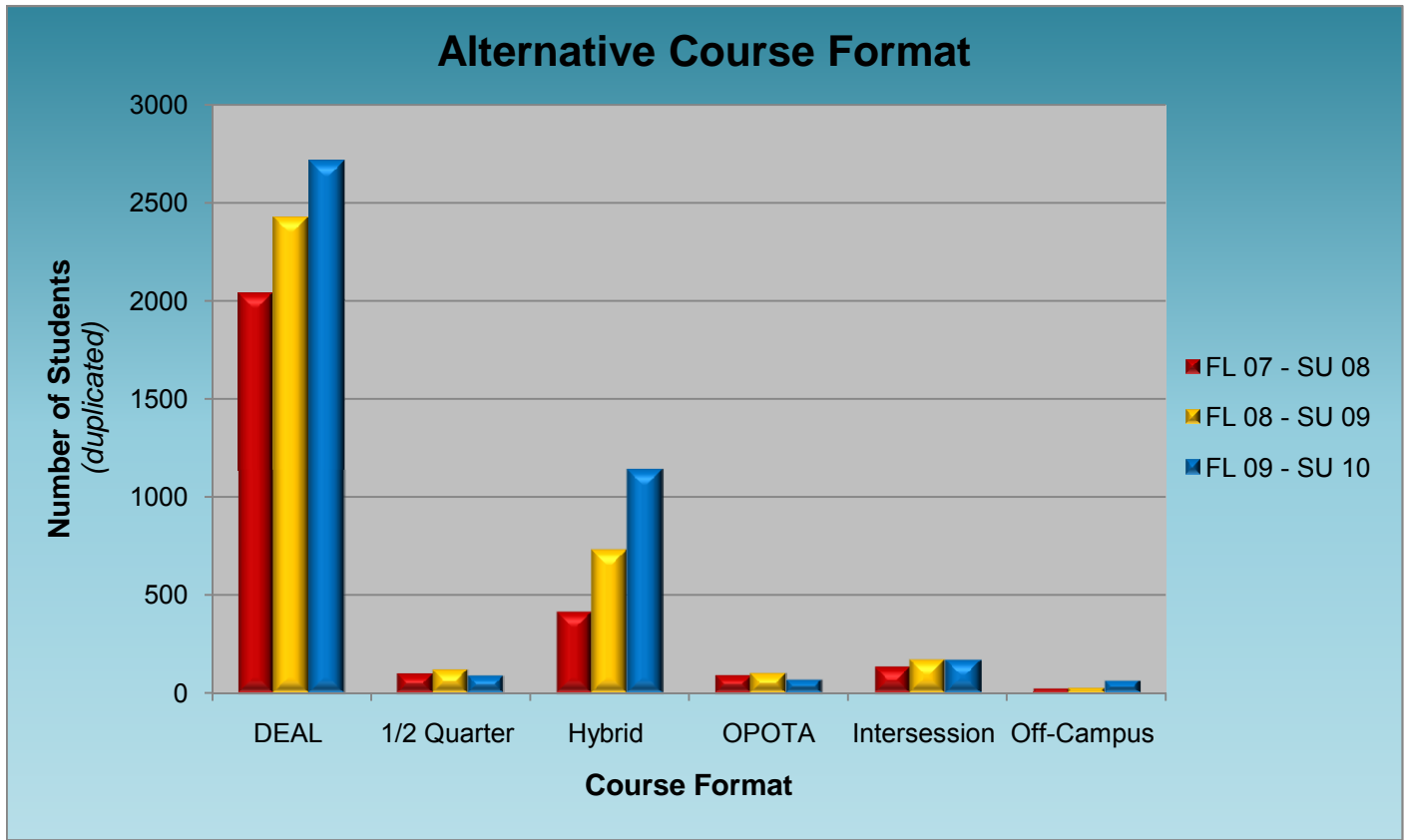
Cambridge Campus Enrollment by Time



	FL 07-SU 08 (N=7074)		FL 08-SU 09 (N=8098)		FL 09-SU 10 (N=8945)	
Day Only	280	41%	428	44%	476	45%
Evening Only	81	12%	94	10%	84	8%
Combination of Day & Evening	205	30%	282	29%	269	25%
Weekend Only	23	3%	35	4%	29	3%
Combination of Day, Evening, & Weekend	66	10%	99	10%	177	17%
Alternative Course Format Only	29	4%	32	3%	33	3%



	FL 07-SU 08 (N=7074)		FL 08-SU 09 (N=8098)		FL 09-SU 10 (N=8945)	
Day Only	147	28%	198	30%	169	28%
Evening Only	9	2%	15	2%	11	2%
Combination of Day & Evening	259	50%	280	43%	263	44%
Combination of Day, Evening, & Weekend	108	21%	161	25%	153	26%



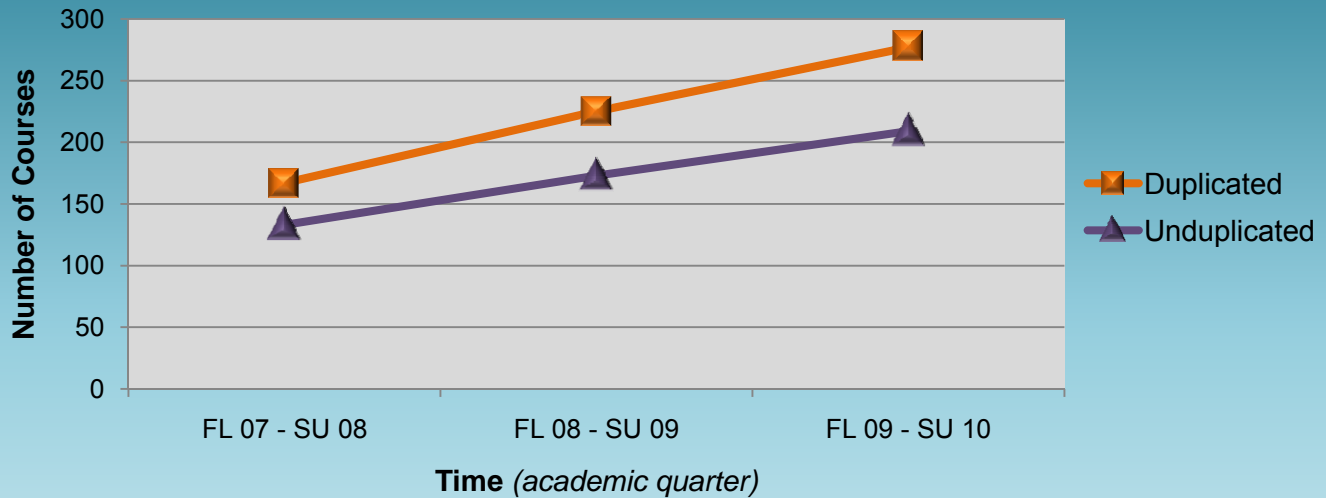
		FL 07-SU 08 (N=7074)		FL 08-SU 09 (N=8098)		FL 09-SU 10 (N=8945)	
Distance Education Alternative Learning (DEAL)	Total Enrollment	2035	29%	2425	30%	2711	30%
	Students taking DEAL only	214	11%	251	10%	264	10%
1/2 Quarter (5 week course)	Total Enrollment	97	1%	121	1%	88	1%
	Students taking 1/2 Quarter only	8	8%	9	7%	1	1%
Hybrid (In class and self-study combination)	Total Enrollment	413	6%	728	9%	1136	13%
	Students taking Hybrid only	10	2%	18	2%	41	4%
Ohio Peace Officer Training Academy (OPOTA)	Total Enrollment	90	7%	99	7%	68	1%
	Students taking OPOTA only	86	98%	94	95%	68	100%
Interession (Week long course held between quarters)	Total Enrollment	134	2%	171	2%	169	2%
	Students taking Interession only	0	0%	10	3%	3	2%
Off-Campus (Course held at another location)	Total Enrollment	22	0%	26	0%	64	1%
	Students taking Off-Campus only	10	45%	0	0%	15	23%

Distance Education - Alternative Learning (DEAL) Course Enrollment

DEAL courses are designed for independent and distance learning study.

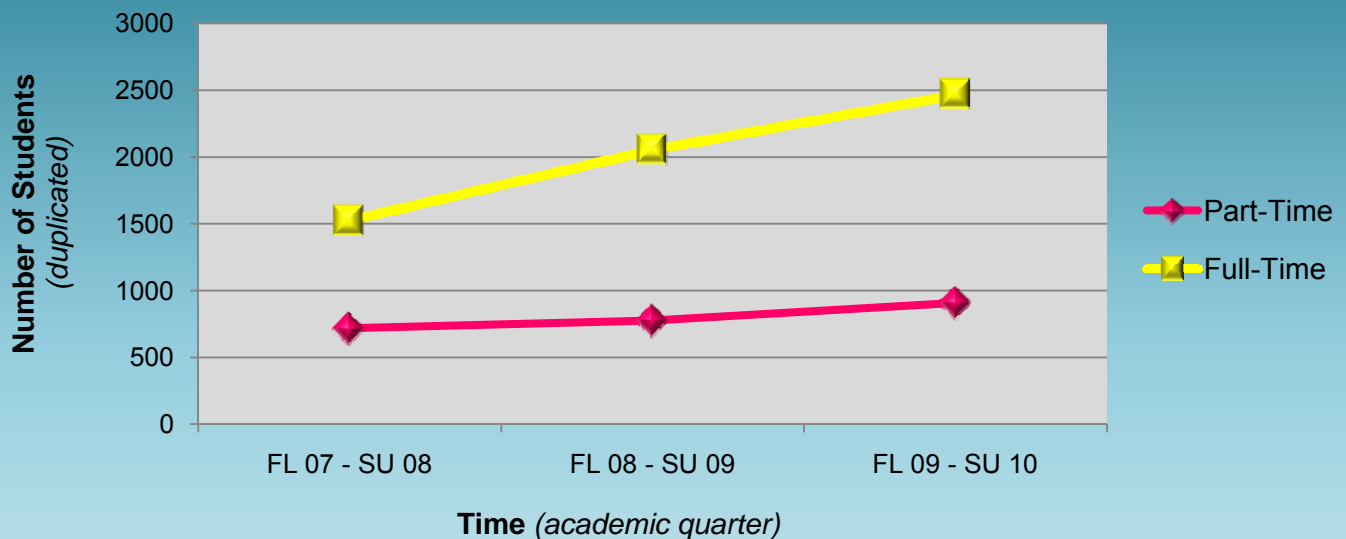
Data excludes workshops offered DEAL

DEAL Courses Offered

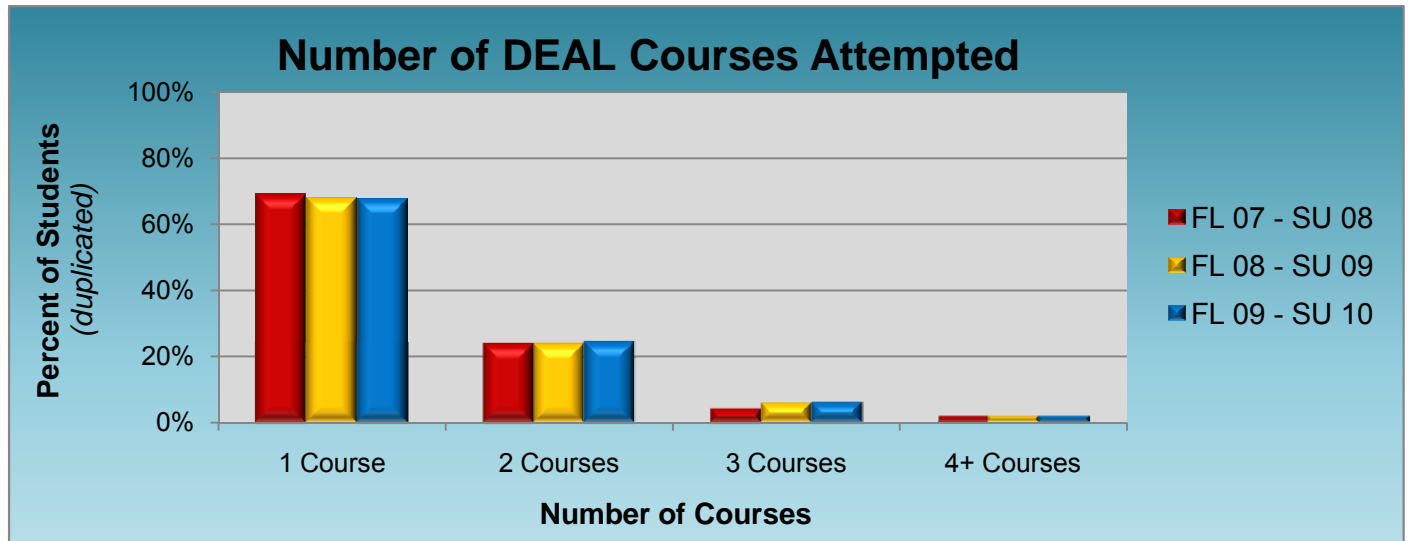


	FL 07-SU 08	FL 08-SU 09	FL 09-SU 10
Duplicated	167	225	277
Unduplicated	133	173	209

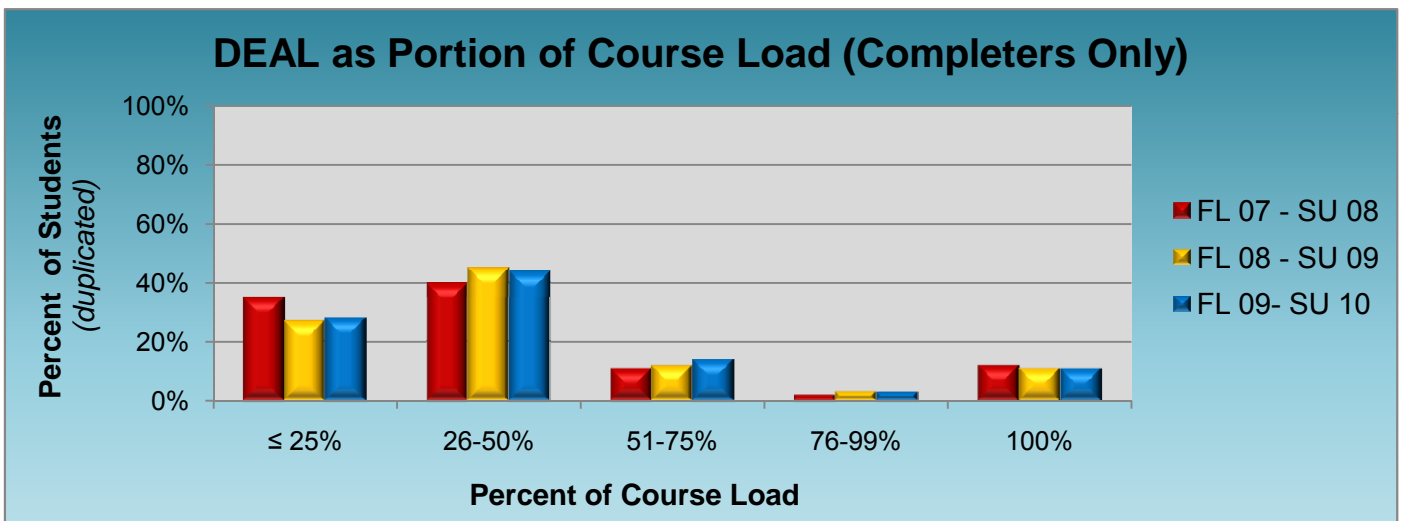
DEAL Enrollment Status



	FL 07-SU 08 (N=7074)		FL 08-SU 09 (N=8098)		FL 09-SU 10 (N=8945)	
Part-Time (<12)	719	32%	776	27%	908	27%
Full-Time (≥12)	1531	68%	2060	73%	2471	73%



	FL 07-SU 08 (N=7074)		FL 08-SU 09 (N=8098)		FL 09-SU 10 (N=8945)	
1 Course	1563	69%	1931	68%	2287	68%
2 Courses	538	24%	668	24%	828	25%
3 Courses	99	4%	173	6%	209	6%
4 Courses	49	2%	51	2%	45	1%
5 Courses	0	0%	10	0%	9	0%
6 Courses	1	0%	3	0%	1	0%



	FL 07-SU 08 (N=7074)		FL 08-SU 09 (N=8098)		FL 09-SU 10 (N=8945)	
≤ 25%	703	35%	740	27%	879	28%
26-50%	815	40%	1126	45%	1372	44%
51-75%	225	11%	303	12%	438	14%
76-99%	42	2%	65	3%	93	3%
100%	232	12%	284	11%	344	11%

Student Enrollment by Major

	FL 07-SU 08 (N=7074)		FL 08-SU 09 (N=8098)		FL 09-SU 10 (N=8945)	
Accounting	205	3%	229	3%	215	2%
Part-Time	71	35%	70	31%	73	34%
Full-Time	134	65%	159	69%	142	66%
Administrative Office Assistant	180	1%	157	0%	173	1%
Part-Time	52	29%	37	24%	53	31%
Full-Time	128	71%	120	76%	120	69%
Associate of Technology Study	39	1%	80	1%	64	1%
Part-Time	12	31%	14	18%	21	33%
Full-Time	27	69%	66	83%	43	67%
Associate of Arts/Science	0	0%	5	0%	147	2%
Part-Time	0	0%	3	60%	37	25%
Full-Time	0	0%	2	40%	110	75%
Business Management	575	8%	589	7%	657	7%
Part-Time	193	34%	201	34%	223	34%
Full-Time	382	66%	388	66%	434	66%
Business Management Human Resource	103	1%	130	2%	125	1%
Part-Time	37	36%	40	31%	43	34%
Full-Time	66	64%	90	69%	82	66%
Business Management Marketing	95	1%	138	2%	120	1%
Part-Time	33	35%	40	29%	32	27%
Full-Time	62	65%	98	71%	88	73%
Computer Aided Drafting & Design	188	3%	210	3%	182	2%
Part-Time	57	30%	72	34%	55	30%
Full-Time	131	70%	138	66%	127	70%
Computerized Machine Tool	76	1%	83	1%	68	1%
Part-Time	33	43%	44	53%	42	62%
Full-Time	43	57%	39	47%	26	38%
Criminal Justice - Corrections Science	453	6%	295	4%	204	2%
Part-Time	99	22%	69	23%	30	15%
Full-Time	354	78%	226	77%	174	85%
Criminal Justice - Police Science (Combined with Corrections until winter 2009)	0	0%	243	3%	372	4%
Part-Time	0	0%	54	22%	93	25%
Full-Time	0	0%	189	75%	279	75%
Culinary Arts	213	3%	200	2%	242	3%
Part-Time	83	39%	62	31%	83	34%
Full-Time	130	61%	138	69%	159	66%
Early Childhood Education	276	4%	310	4%	297	3%
Part-Time	113	41%	108	35%	101	34%
Full-Time	163	59%	202	65%	196	66%

	FL 07-SU 08 (N=7074)		FL 08-SU 09 (N=8098)		FL 09-SU 10 (N=8945)	
Education Paraprofessional	40	1%	34	0%	38	0%
Part-Time	16	40%	12	35%	10	26%
Full-Time	24	60%	22	65%	28	74%
Electrical/Electronics Engineering Technology	356	5%	422	5%	498	6%
Part-Time	98	28%	83	20%	123	25%
Full-Time	258	72%	339	80%	375	75%
Environmental Science, Safety, & Health	74	1%	94	1%	120	1%
Part-Time	34	46%	33	35%	34	28%
Full-Time	40	54%	61	65%	86	72%
Health Information Management	81	1%	146	2%	182	2%
Part-Time	23	28%	43	29%	69	38%
Full-Time	58	72%	103	71%	113	62%
Human Services Assistant	500	7%	594	7%	662	7%
Part-Time	175	35%	164	28%	180	27%
Full-Time	325	65%	430	72%	482	73%
Information Technology	449	6%	436	5%	381	4%
Part-Time	120	27%	120	28%	136	36%
Full-Time	329	73%	316	72%	245	64%
Medical Assisting	520	7%	595	7%	630	7%
Part-Time	173	33%	177	30%	160	25%
Full-Time	347	67%	418	70%	470	75%
Medical Laboratory	165	2%	166	2%	177	2%
Part-Time	68	41%	59	36%	40	23%
Full-Time	97	59%	107	64%	137	77%
Occupational Therapy Assistant	373	5%	464	6%	519	6%
Part-Time	173	46%	209	45%	247	48%
Full-Time	200	54%	255	55%	272	52%
Paralegal	143	2%	147	2%	170	2%
Part-Time	39	27%	39	27%	39	23%
Full-Time	104	73%	108	73%	131	77%
Parks, Recreation, & Wildlife	100	1%	110	1%	119	1%
Part-Time	30	30%	35	32%	20	17%
Full-Time	70	70%	75	68%	99	83%
Pathways to Engineering	82	1%	68	1%	79	1%
Part-Time	1	1%	6	9%	4	5%
Full-Time	81	99%	62	91%	75	95%
Physical Therapist Assistant	376	5%	409	5%	481	5%
Part-Time	174	46%	165	40%	175	36%
Full-Time	202	54%	244	60%	306	64%



Fact Book - Student Enrollment
Yearly

	FL 07-SU 08 (N=7074)		FL 08-SU 09 (N=8098)		FL 09-SU 10 (N=8945)	
Power Generation	5	0%	6	0%	6	0%
Part-Time	3	60%	6	100%	5	83%
Full-Time	2	40%	0	0%	1	17%
Radiologic Technology	363	5%	426	5%	414	5%
Part-Time	141	39%	146	34%	142	34%
Full-Time	222	61%	280	66%	272	66%
Sports and Fitness Management	79	1%	79	1%	125	1%
Part-Time	18	23%	25	32%	39	31%
Full-Time	61	77%	54	68%	86	69%
Welding Technology	2	0%	9	0%	87	1%
Part-Time	2	100%	3	33%	14	16%
Full-Time	0	0%	6	67%	73	84%
Major Not Specified & Undecided	963	14%	1224	15%	1390	16%
Part-Time	659	68%	784	64%	799	57%
Full-Time	304	32%	440	36%	591	43%